



ISLET GROUP OY  
come@isletgroup.fi  
+358 9 5761 6100  
isletgroup.fi

SAP DATA TO AZURE  
KICKSTART

ISLET

# SAP DATA TO AZURE KICKSTART - WORKSHOP

- ✓ INTRODUCTION WORKSHOP FOR DIFFERENT OPTIONS INTEGRATING SAP ERP DATA INTO AZURE BASED DATA PLATFORM
- ✓ MANY ORGANIZATIONS ARE STRUGGLING TO INTEGRATE SAP (ECC/ S/4HANA) DATA INTO MODERN DATA PLATFORM IN AZURE. CAN WE USE AZURE DATA FACTORY HANA-CONNECTOR? SHOULD WE USE THIRD PARTY TOOL LIKE AECORSOFT? SHOULD WE INGEST DATA FROM SAP TABLES, EXTRACTORS OR VIA FUNCTIONAL MODULES? DO WE NEED SAP BW FOR ALL OF THIS? DURING WORKSHOP WE WILL GIVE ANSWER TO ALL OF THESE AND MORE!
- ✓ WE ARE EXPERIENCED, VISIBLE AND BOLD - WE LISTEN TO OUR CUSTOMERS WITH A SENSITIVE EAR TO UNDERSTAND THEIR NEEDS AND PROBLEMS AND ACTIVELY SEEK FRESH SOLUTIONS TOGETHER
- ✓ READY-MADE METHODOLOGIES, MATERIAL TEMPLATES AND TOOLS ENABLE STRAIGHT AND COST-EFFECTIVE ASSIGNMENTS
- ✓ AS END RESULT CUSTOMER SHOULD HAVE CLEAR UNDERSTANDING ON RELEVANT OPTIONS TO INTEGRATE SAP DATA INTO AZURE BASED DATA PLATFORM, PROS/CONS TO THEIR UNIQUE ENVIRONMENT AND INITIAL ARCHITECTURE AND DEPLOYMENT PLAN
- ✓ 100% SATISFACTION GUARANTEE AND THE WORKSHOP WILL BE INVOICED ONLY AFTER THE APPROVED DELIVERY

”

THE PRICE OF LIGHT IS LESS  
THAN THE COST OF DARKNESS.

- Arthur Nielsen



ISLET



## SAP DATA TO AZURE KICKSTART


### **Description:**

Introduction workshop for different options integrating SAP ERP data into Azure based data platform. Many organizations are struggling to integrate SAP (ECC / S/4HANA) data into modern data platform in Azure. Can we use Azure Data Factory HANA-connector? Should we use third party tool like Aecorsoft? Should we ingest data from SAP tables, extractors or via functional modules? Do we need SAP BW for all of this? During workshop we will give answer to all of these and more!

### **Benefits:**

As end result customer should have clear understanding on relevant options to integrate SAP data into Azure based data platform, pros/cons to their unique environment and initial architecture and deployment plan

# INGEST SAP DATA INTO AZURE DATA PLATFORM






---

**SAP ON AZURE**    **SAP S/4HANA**  
**SAP BW**    **HANA RUNTIME**    **SAP ARIBA**  
**HANA ENTERPRISE**    **SAP CONCUR**    **BAPI**  
**PRIVATE CLOUD**    **BW/4HANA**    **ECC**

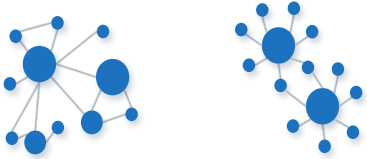
 Azure Data Factory

 **Aecorsoft**

 **THEOBALD**  
SOFTWARE

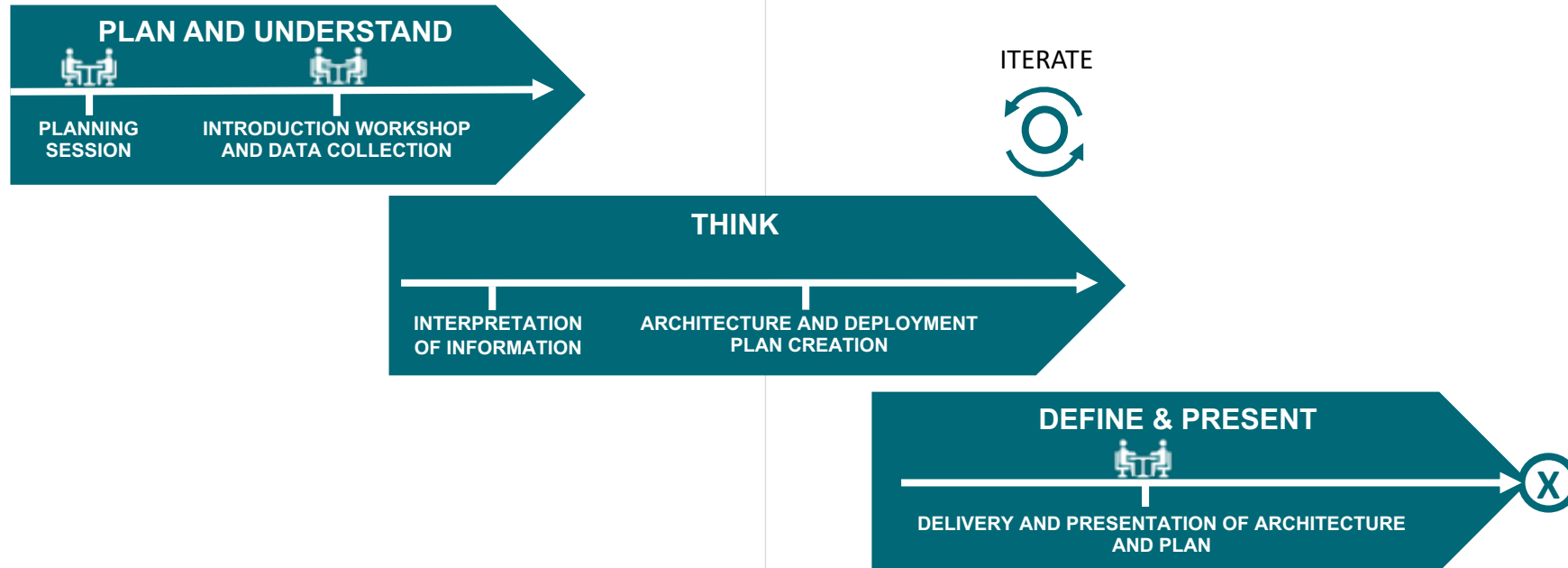


---



# APPROACH

2 CALENDAR WEEKS



ISLET

# ORGANIZATION + TECHNOLOGIES + PEOPLE = SUCCESSFUL ANALYTICS

