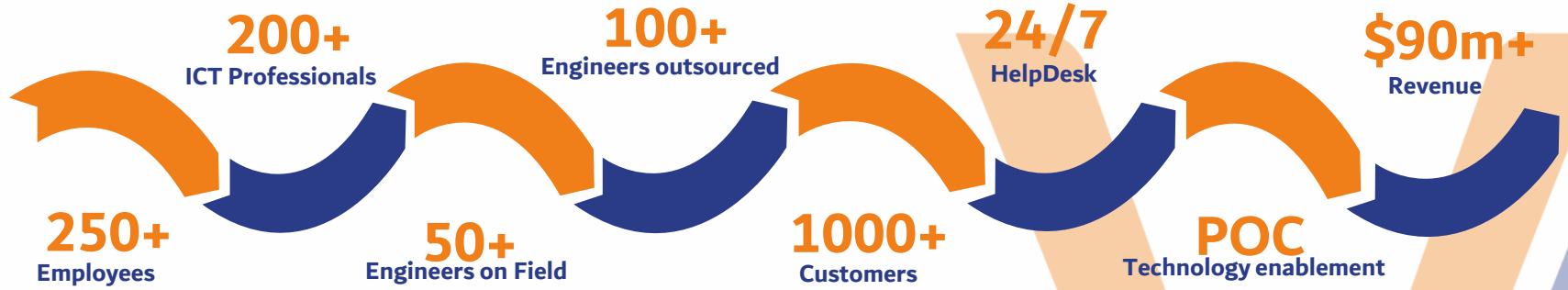


SEVEN SEAS<sup>®</sup>  
TECHNOLOGY

**SEVEN SEAS**  
TECHNOLOGY



# Today



# The Business Teams



# Our Solutions

## Enterprise Systems

Servers, Storages, Converged Systems,  
Laptops & PCs, Thin Clients  
Workstations, Printers IPG, Convertibles  
& detachable, All-in-ones, PO

## Data Networking & Information Security

Wired & Wireless solution, Infrastructure  
Security, Data & App Security Identity  
Security, Managed Security Services,  
Cloud Security, Consulting Services.

## On- Premises Solutions

Microsoft EA, Client & Server Migrations,  
Virtualization, AD Consolidation,  
Exchange, Lync, System Center, Portals &  
Database Services

## Infrastructure

Structured Cabling, Physical Security,  
UPS Solutions, Audio Visual System  
& Data Center

## Unified Communication

VoIP PBX, Call Center, CTI, CRM, IVR,  
Auto Dialler, Fax, Conferencing, Call  
Billing & Call-recording

## Managed Services

Warranty Services, Implementation  
Services, IT Relocations, SLA based  
Services, Consulting, Managed Services &  
Outsourcing

## Cloud Solutions

Office 365, Exchange Online, SharePoint  
Online, Lync Online, MS Team, MS-Azure,  
EMS, OMS, Public/ Private/Hybrid Cloud,  
Hosting, Collaborations & DR Services

## Business Solutions

SQL Server, SharePoint, Microsoft ERP &  
CRM, SAP, FM ERP, RPA & Business  
Intelligence



# Our Differentiators

Services that **Support Clients** across all stages of their IT journey



Deep **Technical Expertise** in our areas of focus



**Dedicated Technical Support** services



Customized and **Tailored Solutions** that meet client needs



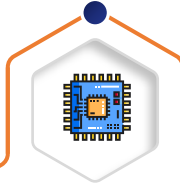
We are tenacious and **innovative**



**On-time and On-budget Project delivery**



**Technology Solutions** aligned to business challenges



Pan **Emirates Execution, Capabilities**



# Partners Accreditation

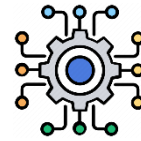


# Digital Transformation Solutions Portfolio



## Business Solutions

SQL Server, SharePoint, Microsoft ERP & CRM, SAP, FM ERP , RPA & Business Intelligence



## Application Automation Services

Digital Transformation, Automate your processes on industry standard platforms, SharePoint/Power Platforms, Implement RPA solution, Develop API/Web/Windows based solutions on .NET platform.



## Data Platform Services

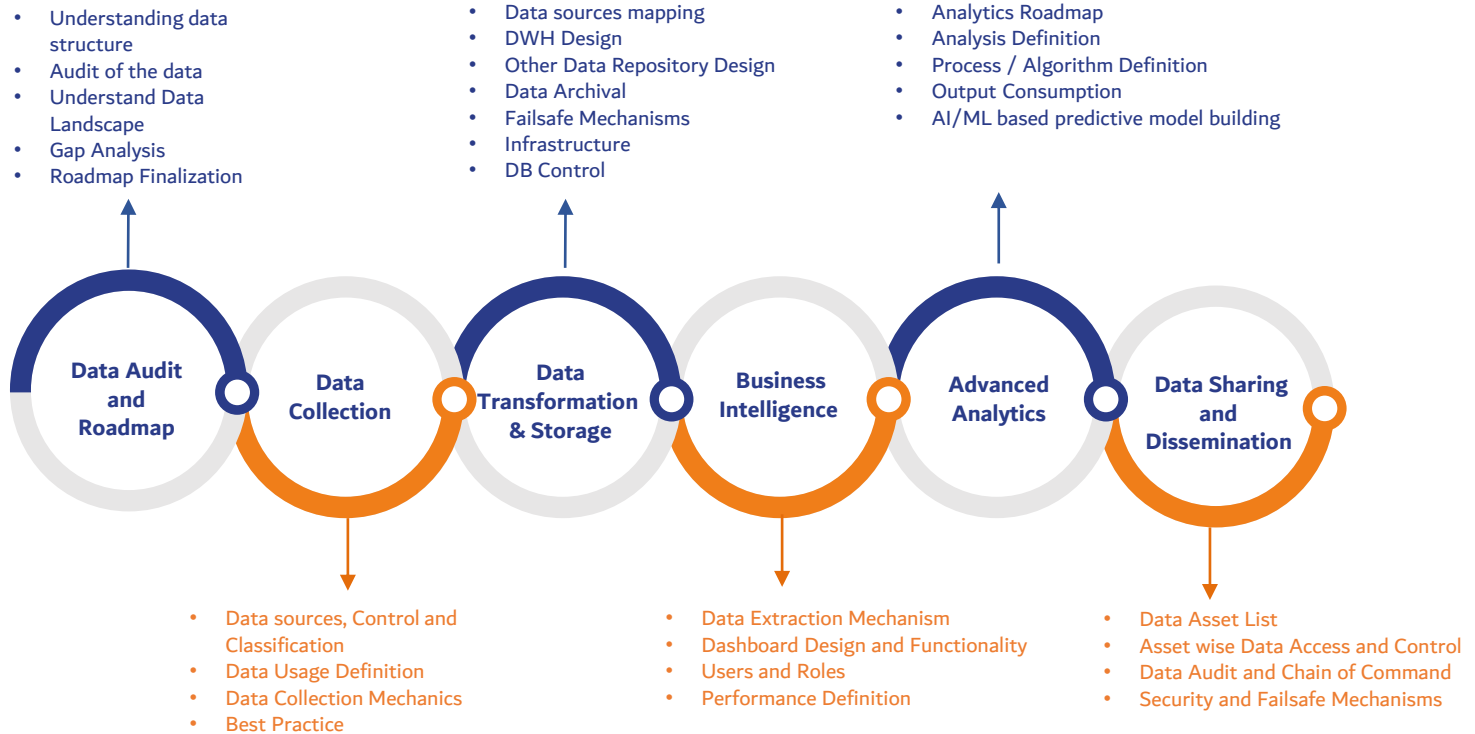
Build, Monitor, Manage, Secure and Analyse your MS SQL Server Database On-Premise or On Cloud, Generate BI reports, dashboards, etc, Create Analytical solutions



# Data Analytics



# Digital Transformation Framework



**Data is the core enabling factor behind Digital Transformation.**

As illustrated in this chart, we partner organizations right through the data enabled journey. This starts with assessment of data, set up of data, data collection standards, data sharing standards, enable insights for fact-based decision making and finally to evolve AI/ML based data models to predict, analyze and optimize outcomes.

**We have experience in delivering outcomes through every stage of the data led transformation journey**

# Data Analytics Framework



**Descriptive**  
What Happened?



**Diagnostic**  
Why It Happened?



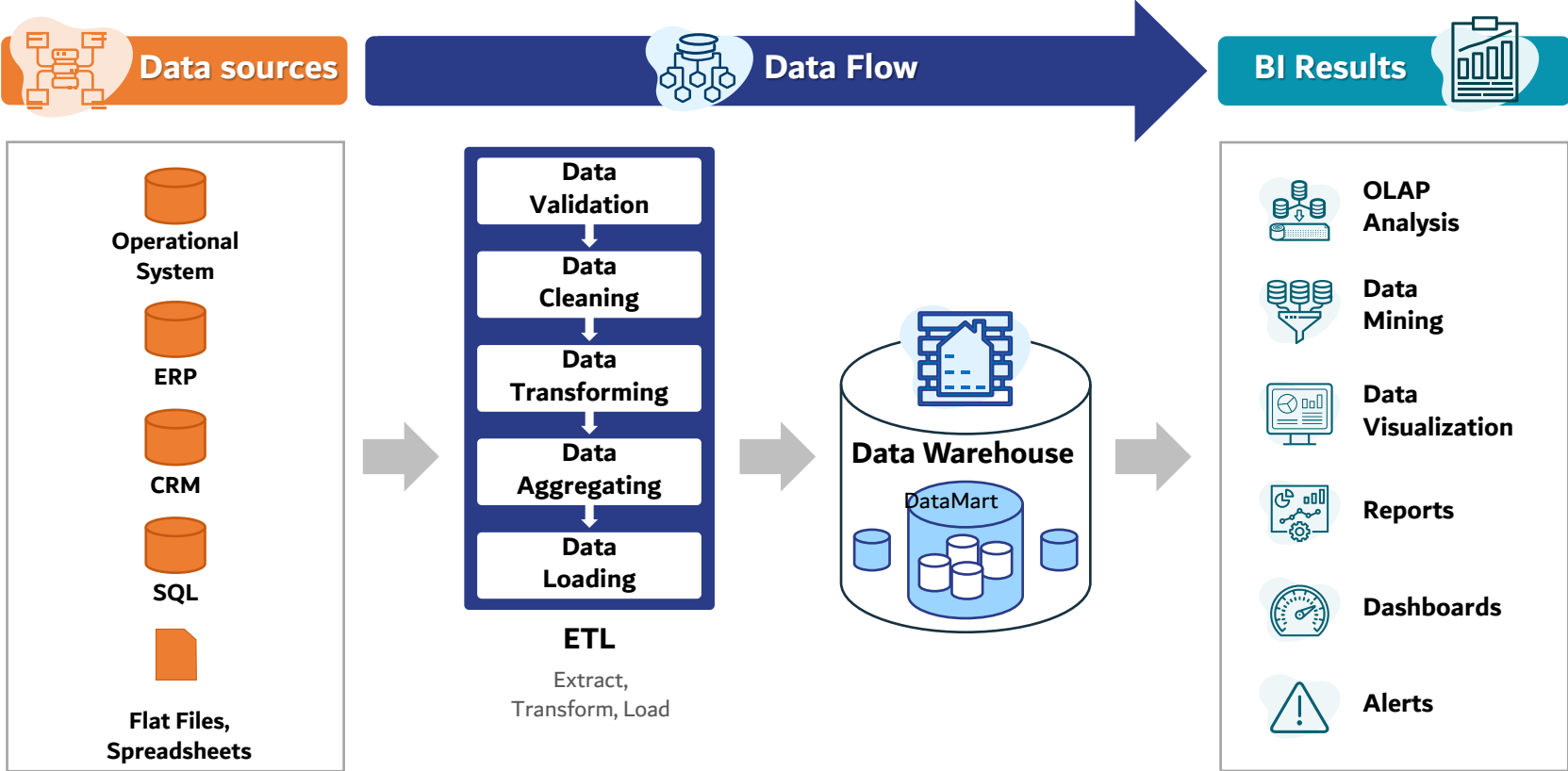
**Predictive**  
What Will Happen?




**Prescriptive**  
What Action To Take?



# Data Warehouse Architecture with ETL Process



# Data Migration Four Step Process



## A From Source System

- Extract data from different line of business Applications.
- Data source can be structured and unstructured.

## For Target System

- Data extracted from source is raw and not usable.
- It needs to be cleansed, mapped and transformed.

## Load Data into Target System

- Load data into the target DW databases.
- Types of Loading.
  - Initial Loading.
  - Incremental Load.
  - Full Refresh.

## Validate Loads

- Ensure that the key field data is neither missing or null.
- Test modeling views based on the target tables.
- Data checks in dimension table as well as history table.

# Data Visualization using Power BI



# Illustration 1:

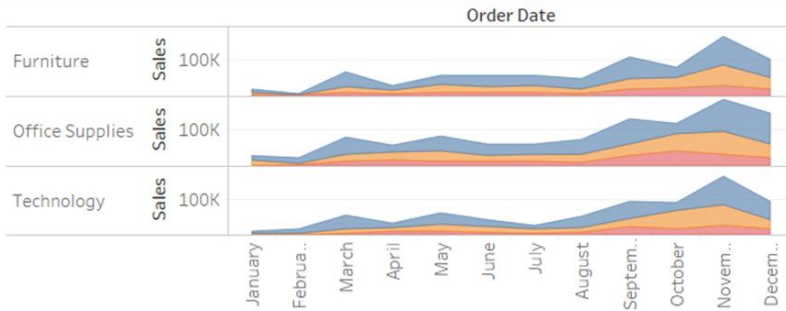
## Sales Overview

**Total Sales** \$2,297,200.86    
 **Quantity** 37,873    
 **Profit** \$ 286,397.02    
 **Profit Ratio** 12.47%    
 **Profit Per Order** \$57.18    
 **Avg Discount** 15.62%

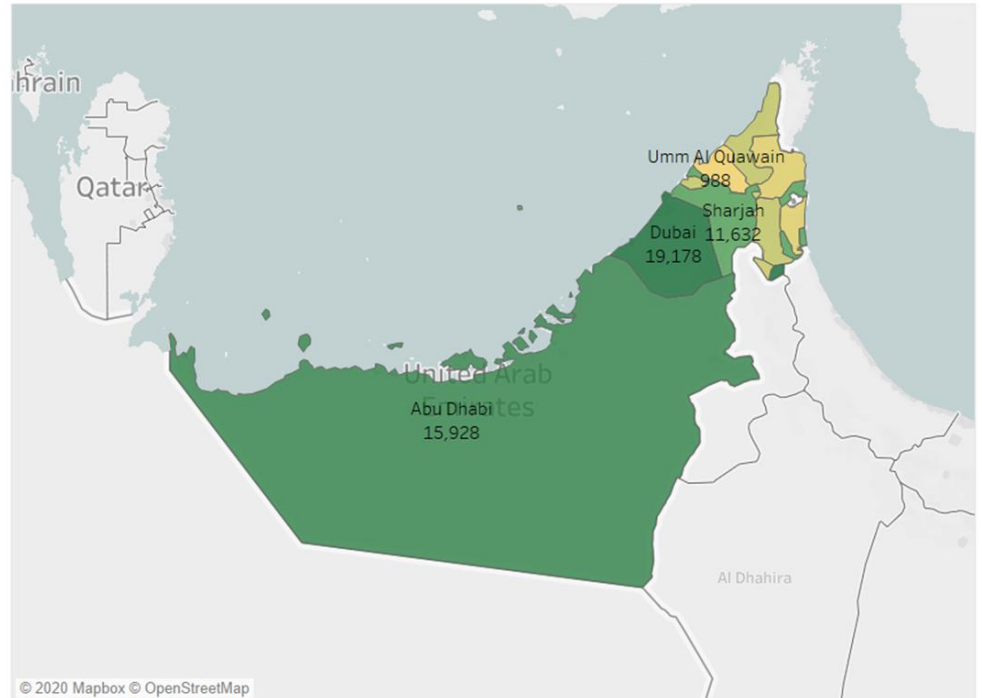
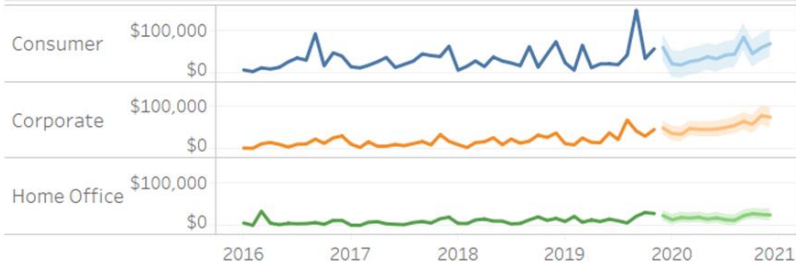
**Segment, Forecast indicator**  
 ■ Consumer, Actual  
 ■ Consumer, Estimate  
 ■ Corporate, Actual  
 ■ Corporate, Estimate  
 ■ Home Office, Actual  
 ■ Home Office, Estimate

**Total**  
 988     19,178  
**Segment**  
 ■ Consumer  
 ■ Corporate  
 ■ Home Office

## Monthly Sales - by Category and Segment



## Sales Forecast



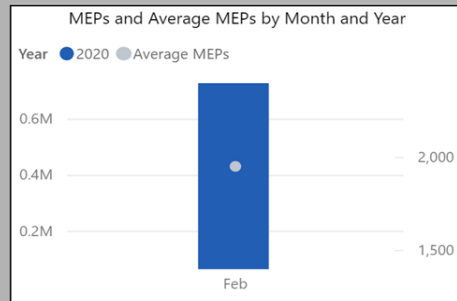
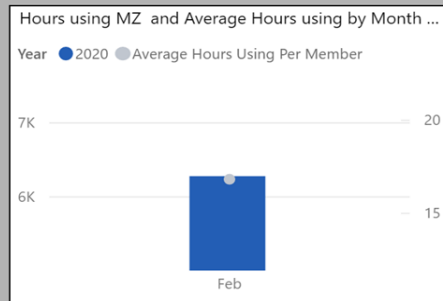
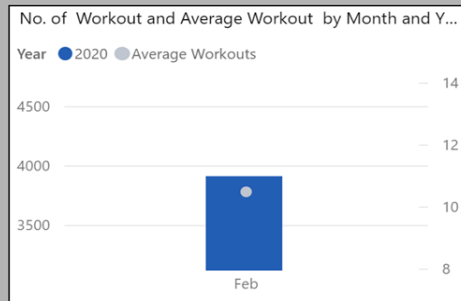
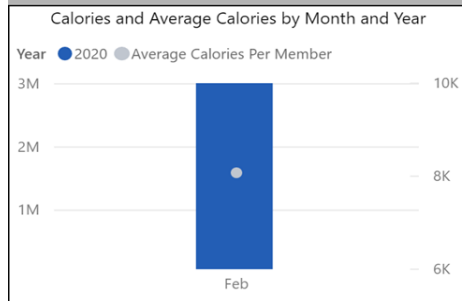
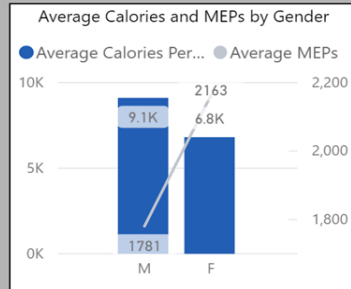
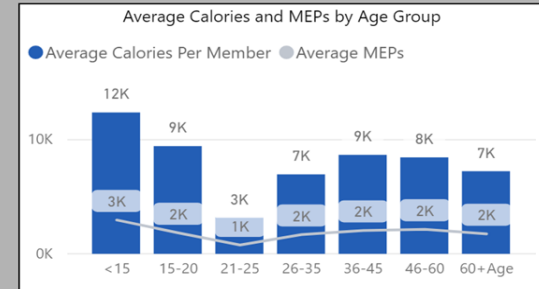
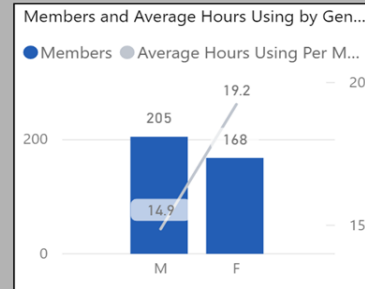
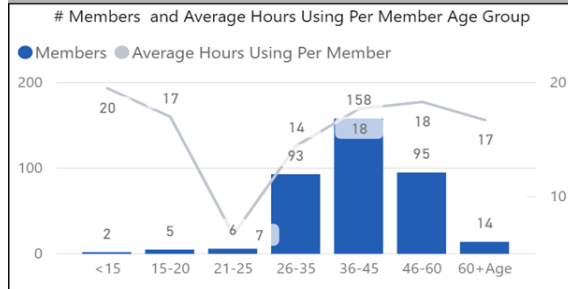
# Illustration 2:

**Date** 01/07/2016 29/02/2020 | 
 **Fiscal Year** 19-20 | 
 **Month** Feb | 
 **Facility** Fitness First - MCD | 
 **Gender** Multiple selections | 
 **Member Flag** MEMBERS MZ

<b>373</b> MZ Members	<b>16.84</b> Average Hours Using Per Member	<b>8.1K</b> Average Calories Per Member	<b>10.5</b> Average Workouts Per Member	<b>2.0K</b> Average MEPs Per Member
--------------------------	--	--	--	--

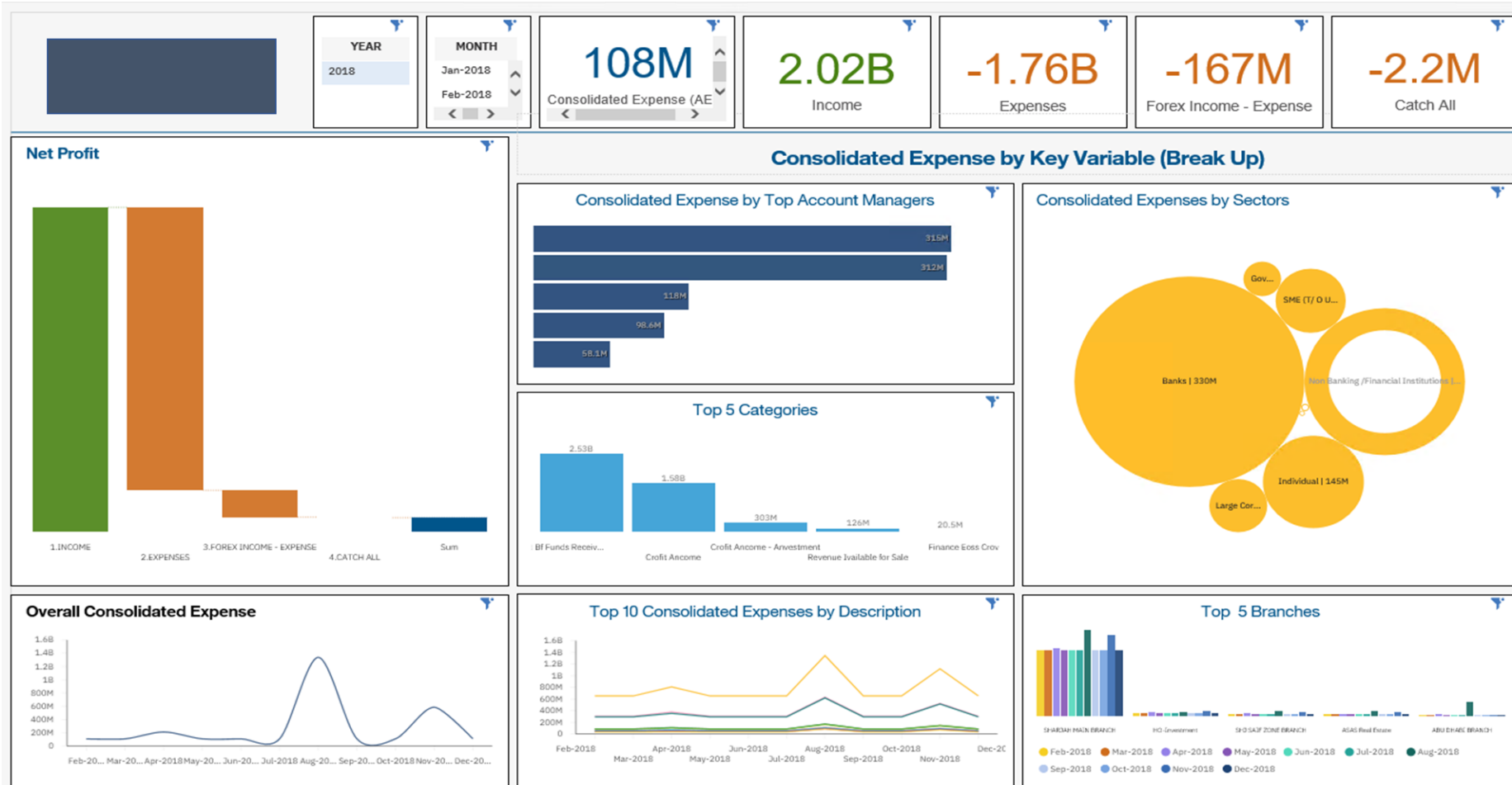
MZ Members by Month and Year

Year	Feb
2020	373





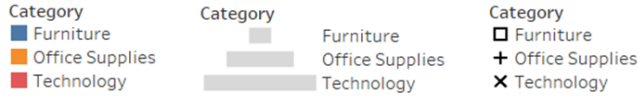
# Illustration 3:



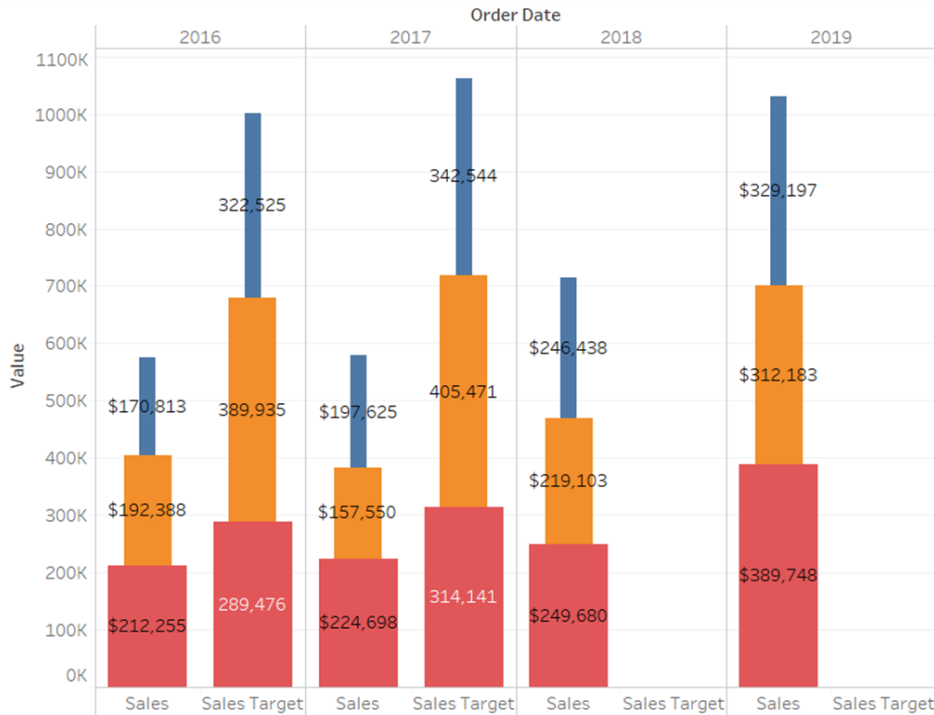
# Illustration 4:

## Profit Analysis

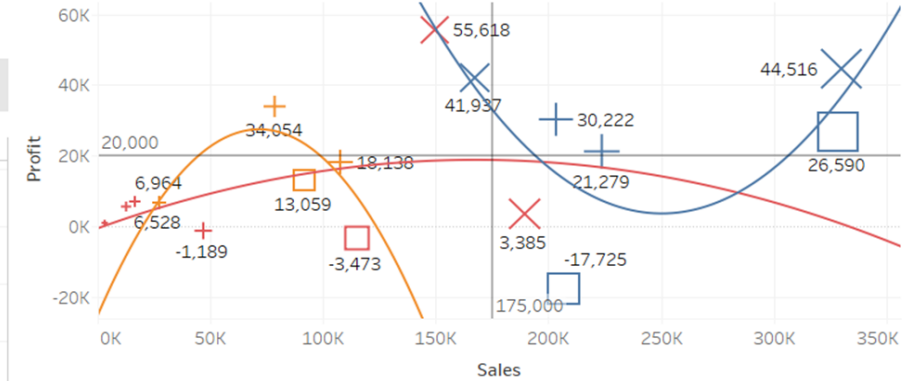
MASKED



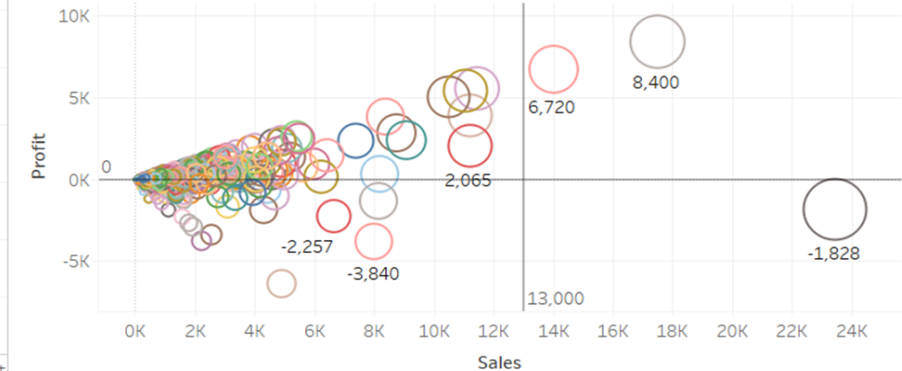
### Sales Vs Targets



### Sales and Profit - by Category



### Sales and Profit - by Customers



Any Questions?  
**Thank You**