

Nonprofit Benchmarking – In 3 Easy Steps

Armanino's Data Analytics team has extracted millions of records for 300,000+ exempt organizations to set the foundation for our benchmarking platform. Designed to improve the way your organization benchmarks, not taking data simply as-is, but providing valuable statistics to understand your peer group, including outliers and unique characteristics.

Benchmarking Data Points

Our platform pulls directly from IRS 990 data as soon as it becomes available, providing your organization with powerful insight needed to improve with purpose.

Organization Profile

- Employee count
- Average employee compensation
- Location
- Interactive map with view of peer group
- Longevity and years of service

Liquidity and Balance Sheet Health

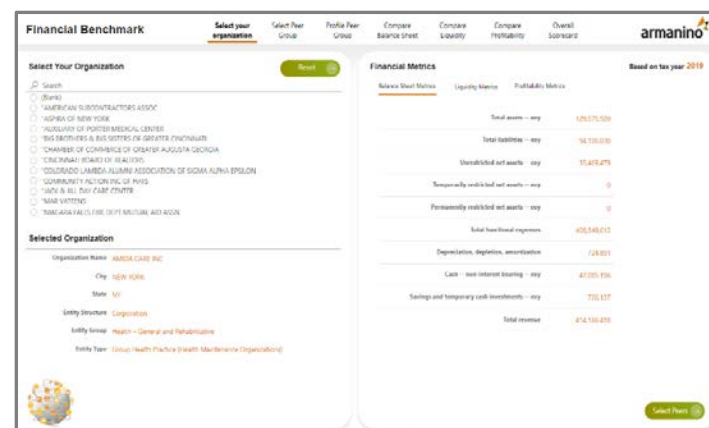
- Balance Sheet Composition
 - Total Assets
 - Total Liabilities
 - Debt
 - Temporarily Restricted Net Assets
 - Permanently Restricted Net Assets
 - Unrestricted Net Assets
- Days of cash on hand
- Operating reserve
- Return on investments
- Average Interest Expense

Profitability & Sustainability

- P&L Composition
 - Total Revenue
 - Total Expenses
 - Contributions and Grants
 - Program Revenue
 - Investment Income
 - Total Salaries
- Revenue Streams
- Functional Expenses
 - Program, G&A, and Fundraising Expenses
- Cost to Raise
- Operating Gap
- Revenue Growth (3-year trend)
- Expenses Growth (3-year trend)
- Net UBI

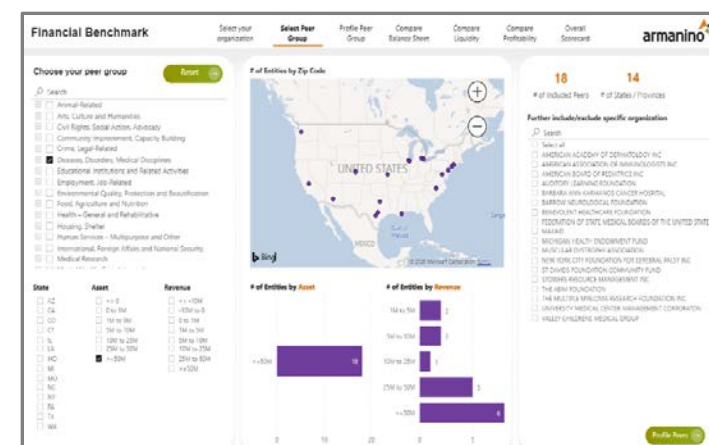
Product Overview

1. Select your organization for personalized benchmark results



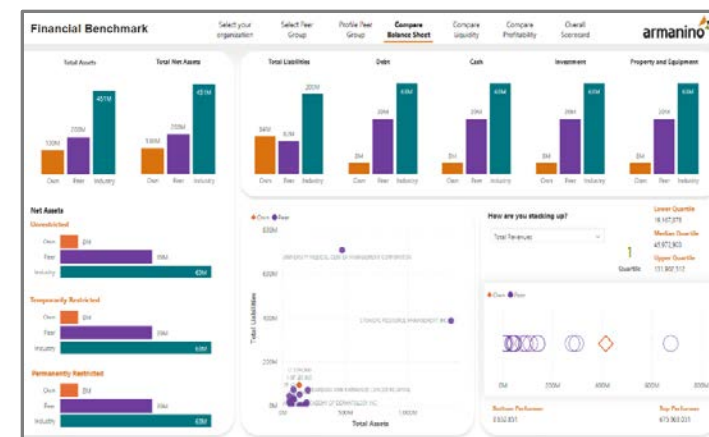
2. Build your own peer group by:

- Selecting specific organizations OR
- Using search criteria such as nonprofit cause, size, location, and more



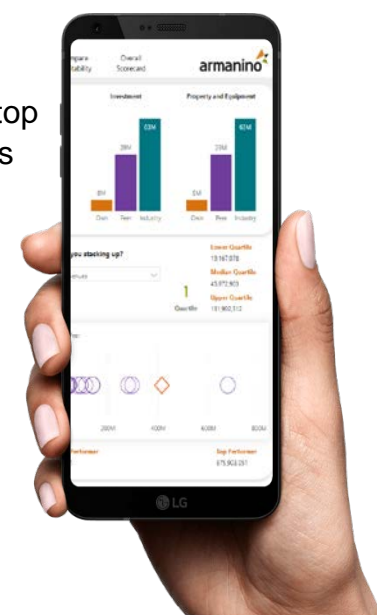
3. View the results and see how you compare:

- Organization profile (employees, longevity, location, size)
- Liquidity and Balance Sheet health
- Profitability and Sustainability
- Year-to-year trend analysis
- Executive summary and scorecard



Cloud-Based Technology – Take it Anywhere

- Easy access to benchmarking data points
- Availability of powerful analytical tools from mobile to desktop
- Review insights at anytime to help guide strategic decisions
- Empower your team, operations and processes




Don't see what you need? Let's discuss customized benchmarking to include the data points you are looking for.

Want to learn even more? Contact us!



Mike Boulton, CPA
Partner
949 404 3896
Mike.Boulton@armaninoLLP.com



Brenda Kahler
Senior Manager
415 568 3297
Brenda.Kahler@armaninoLLP.com