

verovis

Maschine Learning Solutions for the CFO Office - Cash Prediction -

10.01.2020

Financial Cash prediction with Machine Learning: 8-Weeks PoC

verovis

Summary

8 Weeks „Proof of Concept (PoC)“ approach for assess, define and implement an automated cash prediction based on your datasources.

Details

Verovis is a consulting company and Microsoft Partner, specialized on Advanced Analytics for the Controlling/Accounting function. With this offering we enable clients to make future cash management projections based on historical liquidity data. For this we use data from the customer's SAP system and feeds it into self-developed models. The accuracy is to be expected > 90% for first iteration and we will assist in fine-tuning for even better results and continuous model improvements

Agenda:

- Week 1 > Scoping Workshop incl. Prerequisites-Check
- Week 2-6 > Data Load and Machine Learning
- Week 4-7 > Customizing of Report Templates
- Week 8 > Presentation of Results and recommended actions/roadmap for going-live

The Approach:



Target KPI Definition



Data Load and Machine Learning



Create Report



Show



Duration

8w

Cost

paid

Target Group

- CFO / Business Decision Maker (BDM)
- All Branches

Top 3 Benefits & Results

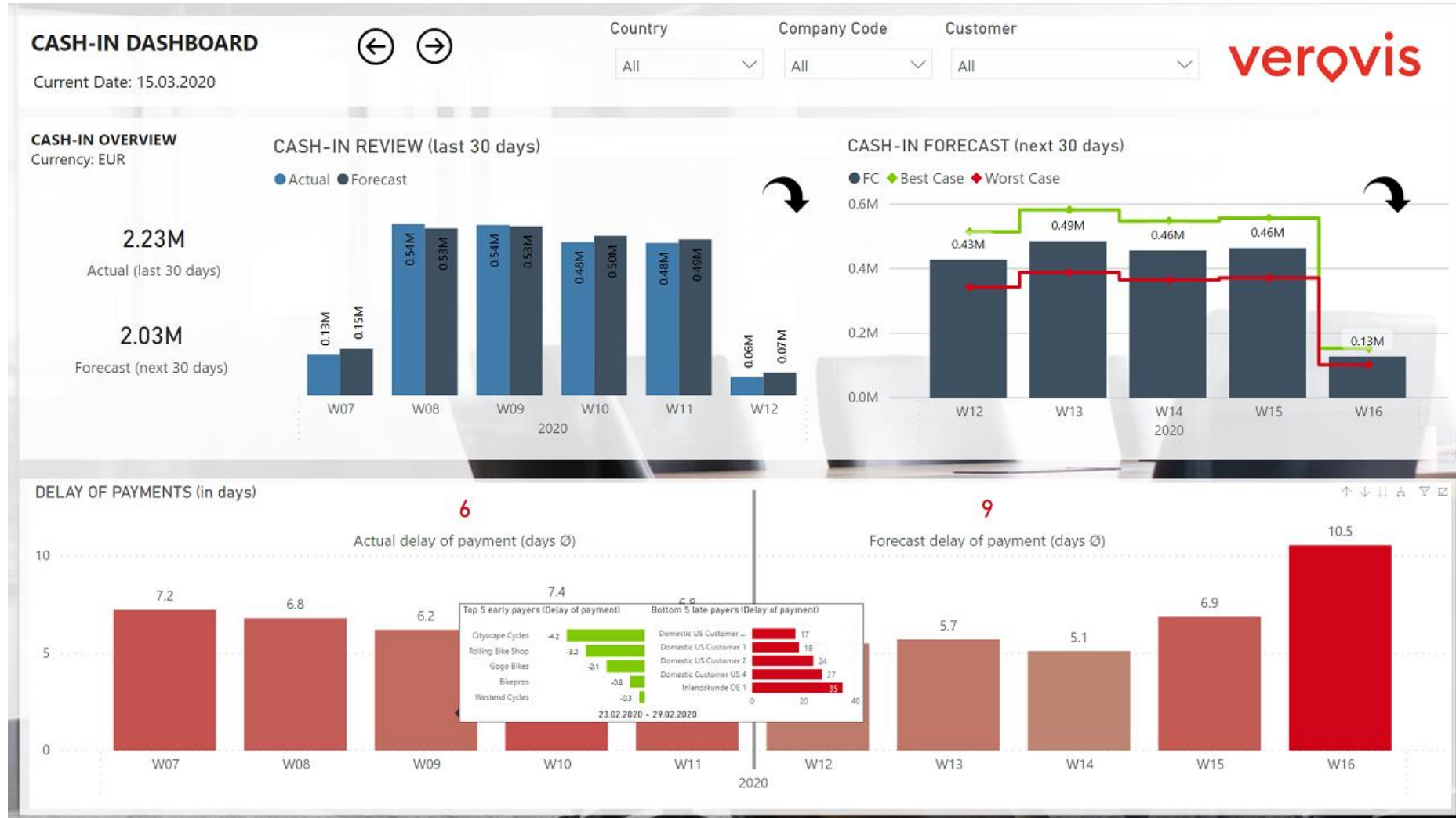
1. Showcase potential of automated cash prediction
2. Identification of potential drivers
3. Roadmap for machine-learning integration in finance

Topics

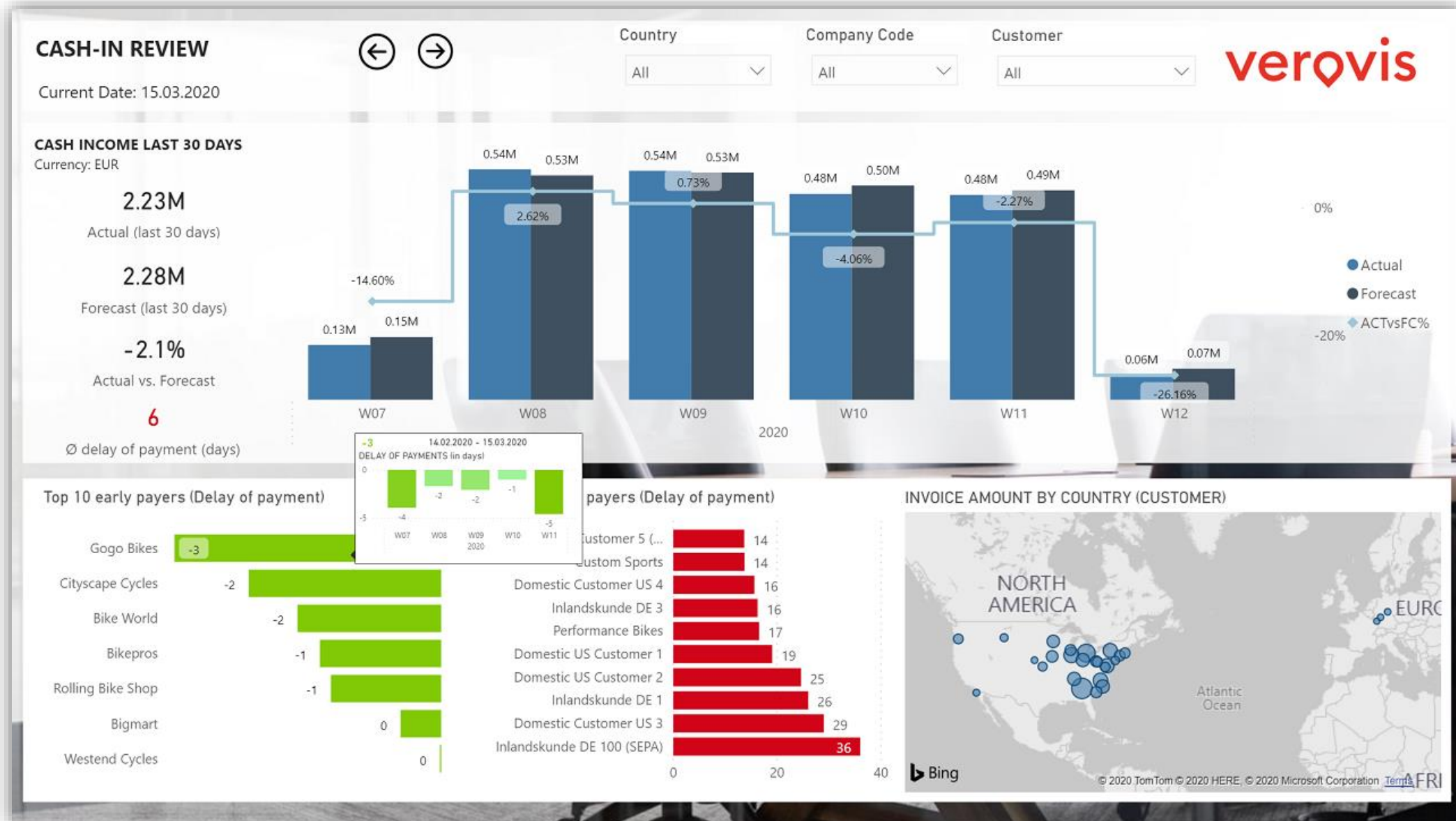
- Financial Intelligence
- Enterprise Performance Management
- Automated Predictions based on Machine Learning
- Microsoft Azure Data Services
- Microsoft Power BI
- SAP ECC/HANA/BW

4. Case Study: Cash Forecasting

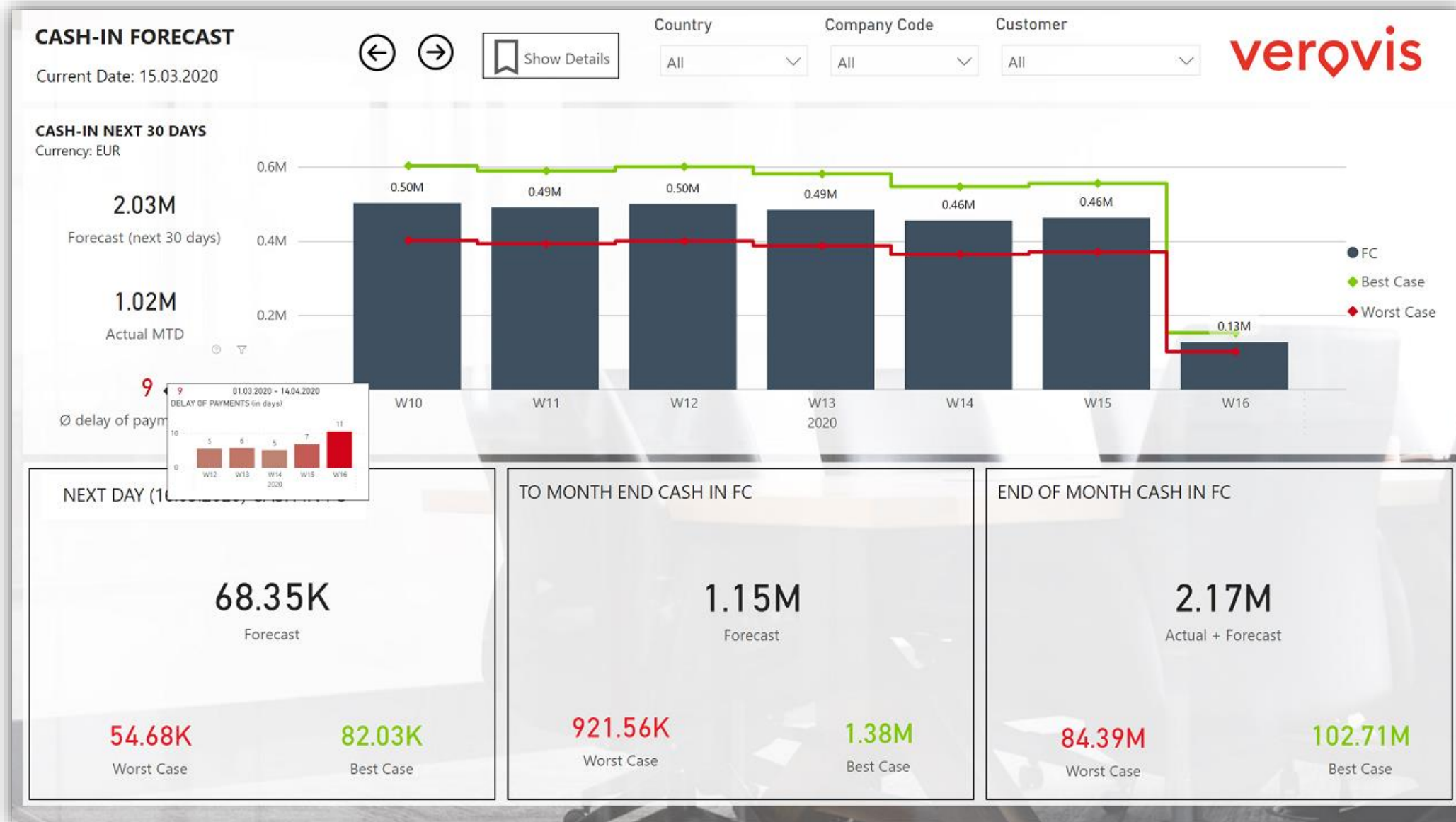
Cash Forecasting – Cash Management Dashboard: Cash In



Financial Cash Prediction with Machine Learning: 4-Day PoC



Financial Cash Prediction with Machine Learning: 4-Day PoC



Machine Learning Use Cases for the Office of the CFO!

Cash Prediction



Benefits: Automated cash-in prediction and cash value driver analytics.

Data Sources: Accounts receivables and sales on document level as well as plan data on aggregated level.

Revenue Prediction



Benefits: Automated revenue prediction for plan data validation.

Data Sources: Sales information on document level as well as external indices and internal plan data accuracy.

EBIT Prediction



Benefits: Automated EBIT prediction for plan data validation.

Data Sources: Group/entity reporting on group/entity account level as well as notes information.

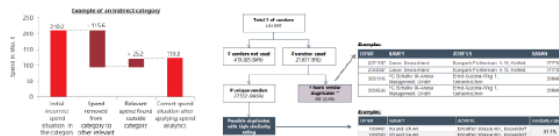
Group Reporting Anomaly Detection



Benefits: Rapid detection of false values as well as controlling console for data quality, including commentary information.

Data Sources: Group reporting on group account level.


Purchase-to-Pay Anomaly Detection



Benefits: Spend volume accuracy and automated category assignment.

Data Sources: Accounts payables as well as general accounting and procurement information on document level.

Tax Analytics



Benefits: VAT monitoring and fast identification of tax reduction opportunities.

Data Sources: Accounts receivables, accounts payables and general accounting information on document data.