




## MobilePay Invoice

### Send invoices via MobilePay and receive payment with a single swipe

You already know MobilePay as a payment application for your smartphone. With this extension, you get all the familiar functionality from this application – only for collections of payment.



### Pricing

Here you can find details on pricing and licensing.

[Detailed pricing information](#)

### How to

On our Docs site, we've collected all you need to know about installing and using this solution.

[Continia Docs](#)



### About Continia

Continia collaborates with more than 800 Microsoft Dynamics 365 Business Central partners worldwide, all with vast experience in delivering, implementing, and supporting Continia solutions.

For more information, please visit our website.

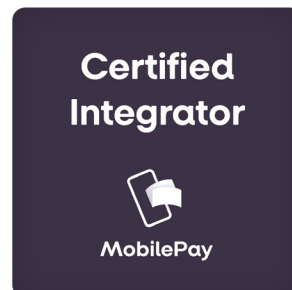
[www.continia.com](http://www.continia.com)



## KEY BENEFITS FOR YOU

### CERTIFIED INTEGRATOR

This app is developed as a collaboration between MobilePay Denmark A/S and Continia Software and enables you to charge your customers via MobilePay – directly from Microsoft Dynamics 365 Business Central.




### TRANSPARENT PAYMENT STATUS

You can track the payment status at any time. This way, you can see if the payment has been approved, rejected, or paid, or if the due date has been passed.

### USABILITY MAKES THE DIFFERENCE

Customers are more likely to pay before or on the due date if the payment method is easy and user-friendly. Letting your customers pay with one single swipe increases the usability to new standards.



### LESS ADMINISTRATION

When you reduce the level of manual typing, you reduce the risk of errors.

### LOWEST PRICE ON THE MARKET

The price per transaction is one of the lowest on the market

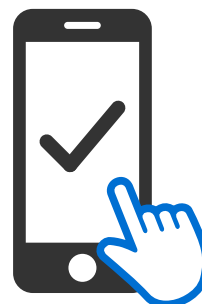




## KEY BENEFITS FOR YOUR CUSTOMERS

### SIMPLE AND SWIFT PAYMENT

One swipe and the invoice has been paid. That is how easy it is! No hassle, no logging into the online bank, no manual typing. Just a swipe.




### PAYMENT INFORMATION IN ONE PLACE

Credit card information is stored directly in the MobilePay app.

### NEVER MISS A PAYMENT

Customers will receive a Push-notification upon a given due date or when they receive a new invoice in their MobilePay app, thereby making it easier to pay on time and avoid reminders.



### PAYMENT STATUS IN ONE APP

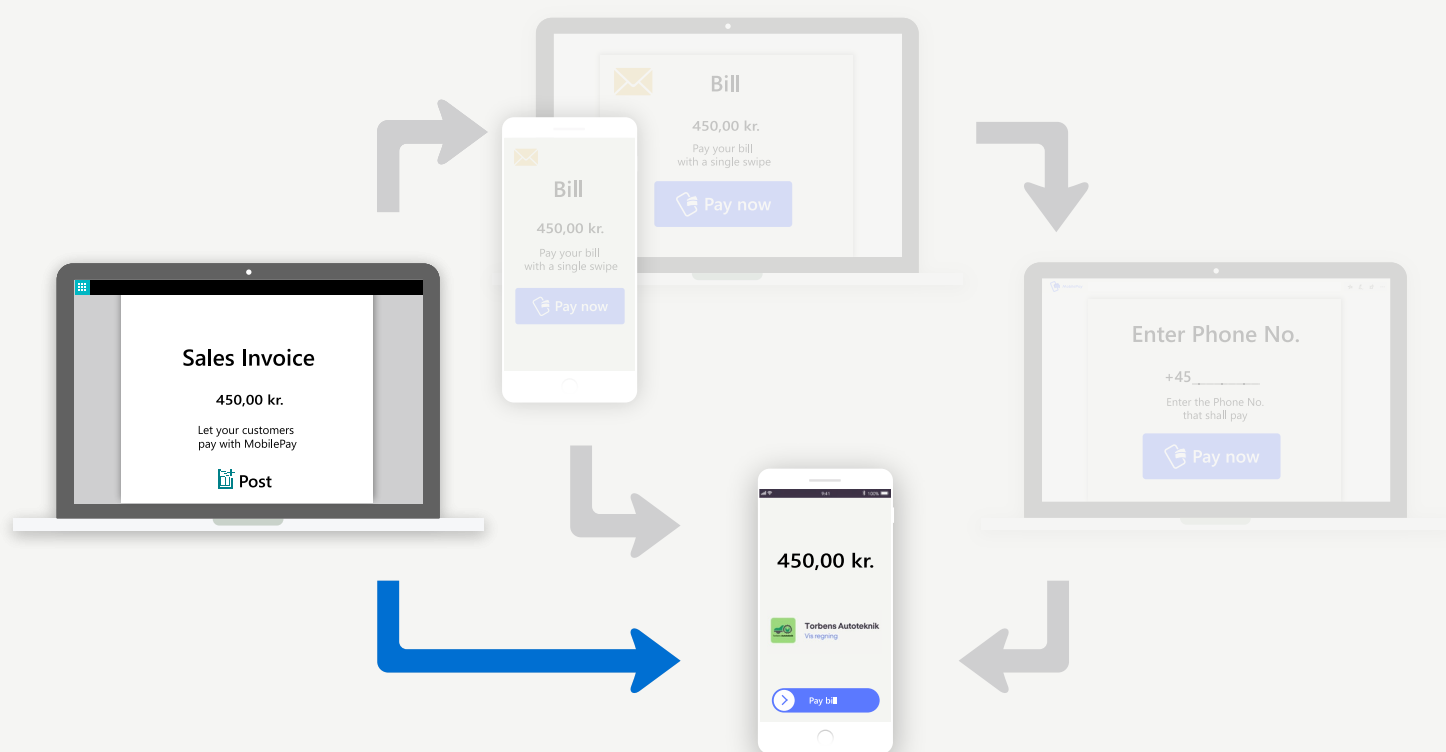
Once the payment is completed, customers can see it under 'Activities' in the MobilePay app.

Outstanding payments are also presented in a clear overview, providing your customer with a complete overview of all payments.



## ONE SWIPE PAYMENT

This extension is easy and swift to install in Microsoft Dynamics 365 Business Central. The setup can be done in 5 minutes, and you can start to send invoices in two ways;

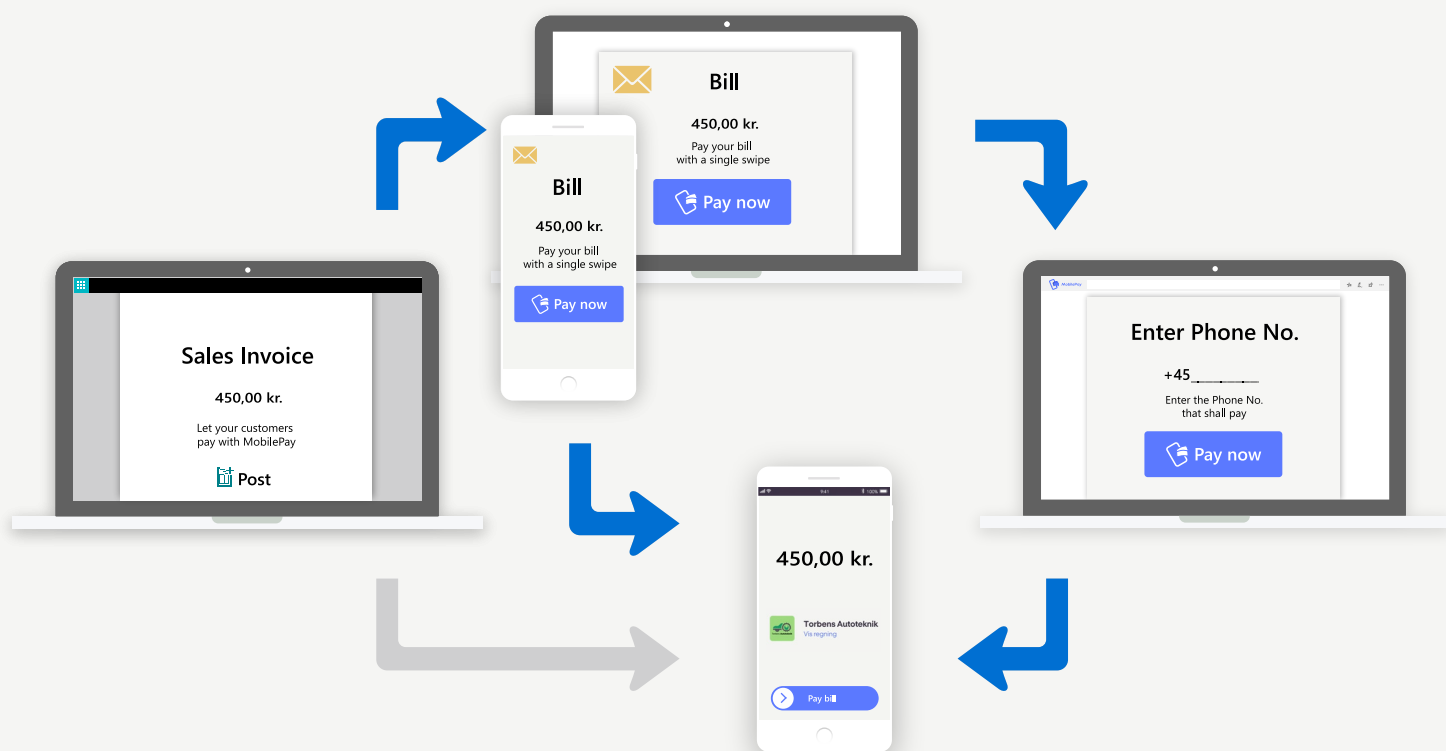


### MOBILEPAY INVOICE DIRECT

Once you have installed the MobilePay extension and create an invoice, you can select MobilePay Invoice Direct. Upon posting the invoice, your customer receives a message on his smartphone stating that there is an invoice for payment in MobilePay. The customer opens MobilePay and approves the payment with a swipe.

## ONE SWIPE PAYMENT

This extension is easy and swift to install in Microsoft Dynamics 365 Business Central. The setup can be done in 5 minutes, and you can start to send invoices in two ways;

**MOBILEPAY INVOICE LINK**

You can also insert a MobilePay payment link on your invoices. Upon posting the invoice, your customer receives the electronic invoice as usual – but with a MobilePay payment link inserted. When the customer clicks on the link, the invoice opens either in a web browser or in the MobilePay app, and the customer approves the payment with a swipe. MobilePay Invoice Link allows you to offer your customers payment via MobilePay even if you do not have the customer's mobile number.