

Use Cases



# **EMPLOYEE MONITORING AND PRODUCTIVITY SOFTWARE**

[www.dataresolve.com](http://www.dataresolve.com)

## End User Productivity

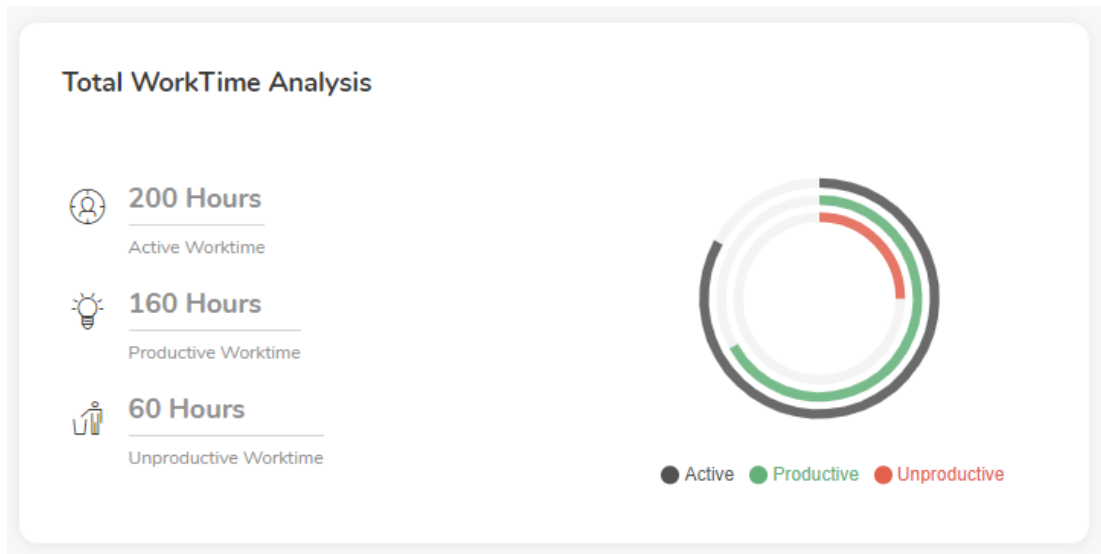
Today's business operations seek to be as efficient as possible. Use [DeskSight.Ai](#) to compare work patterns of the top performers on the team to streamline workflows and boost productivity.



## Use Cases

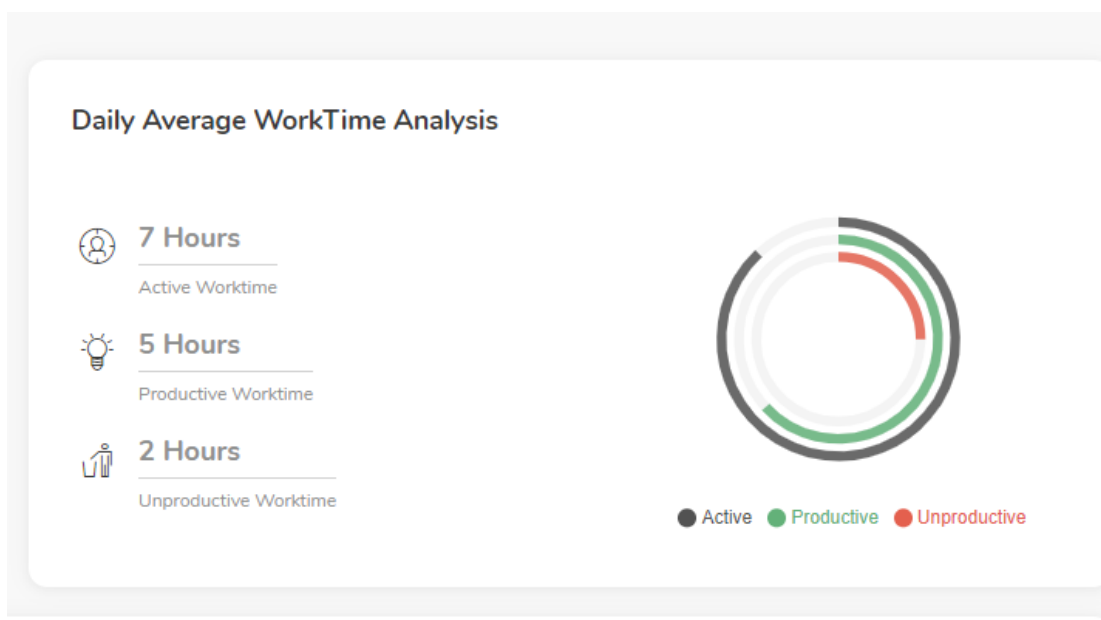
### 1. Total WorkTime Analysis

DeskSight.Ai gives clear visibility of the employee WorkTime Utilization. With the help of Total WorkTime Analysis organization will be able to see total time, productive & unproductive time of the employees to discover behaviors.



### 2. Daily Average WorkTime Analysis

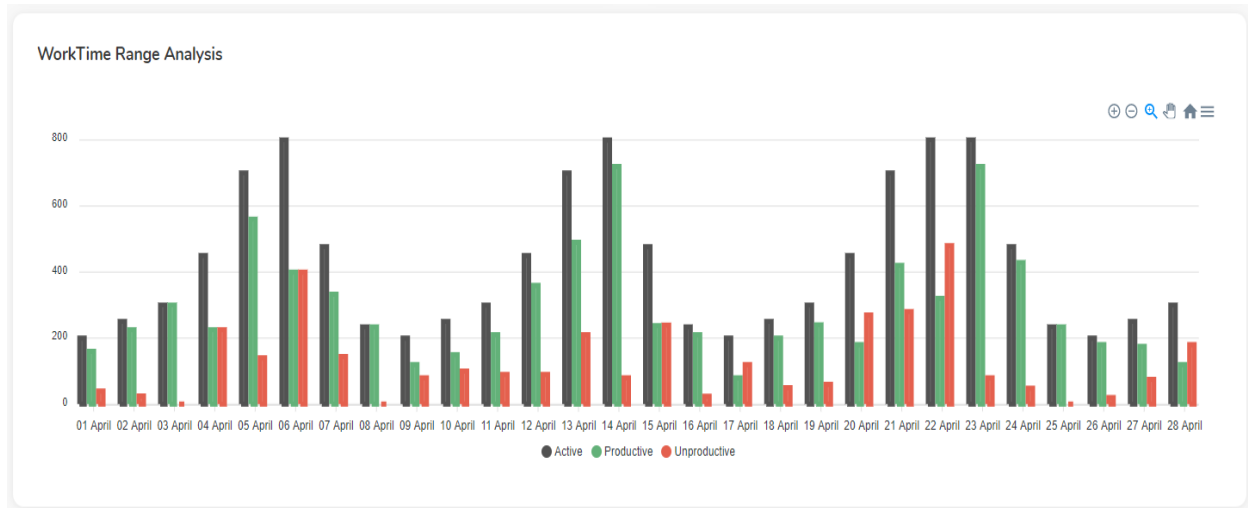
DeskSight.Ai will give a clear picture of the Average Productive, Unproductive and Active WorkTime analysis of a user on a daily basis.



## Use Cases

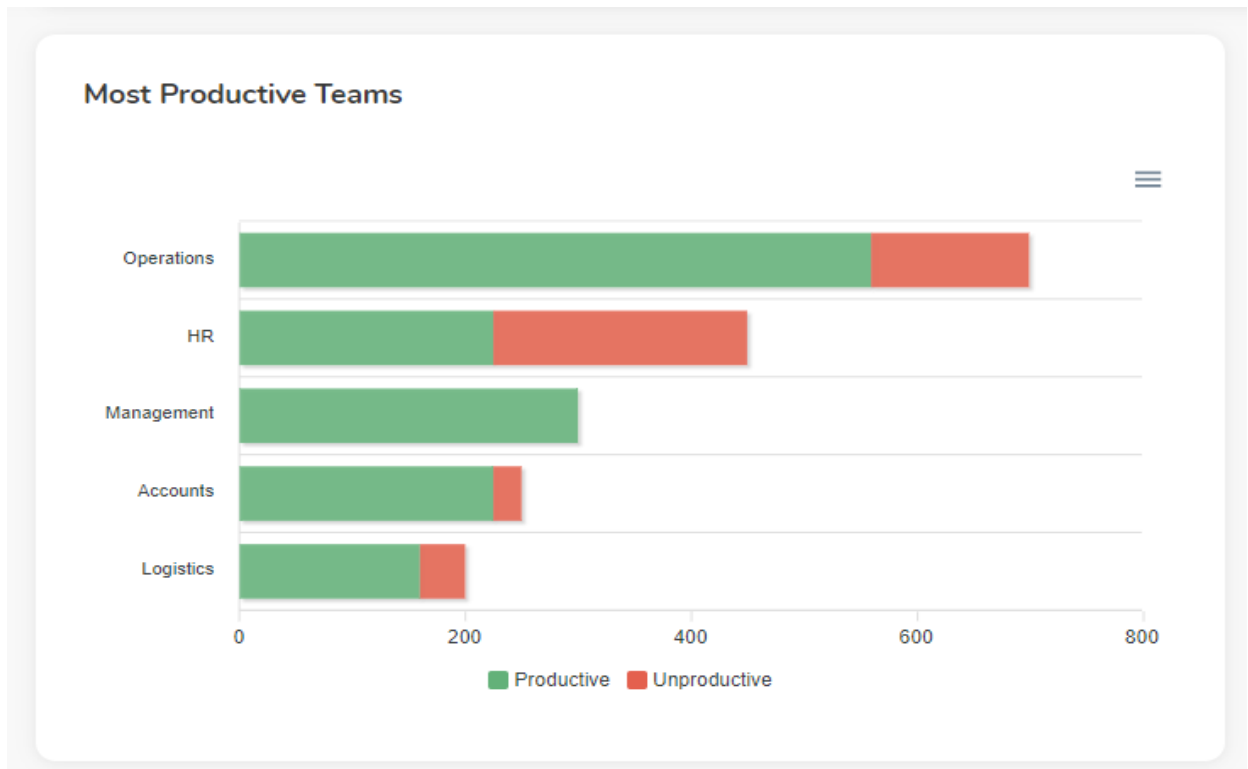
### 3. WorkTime Range Analysis

DeskSight.AI provides a complete holistic visibility on a user's WorkTime Profile of the Active, Productive and Unproductive hours for a given period of time (eg. A month)



### 4. Most Productive Teams

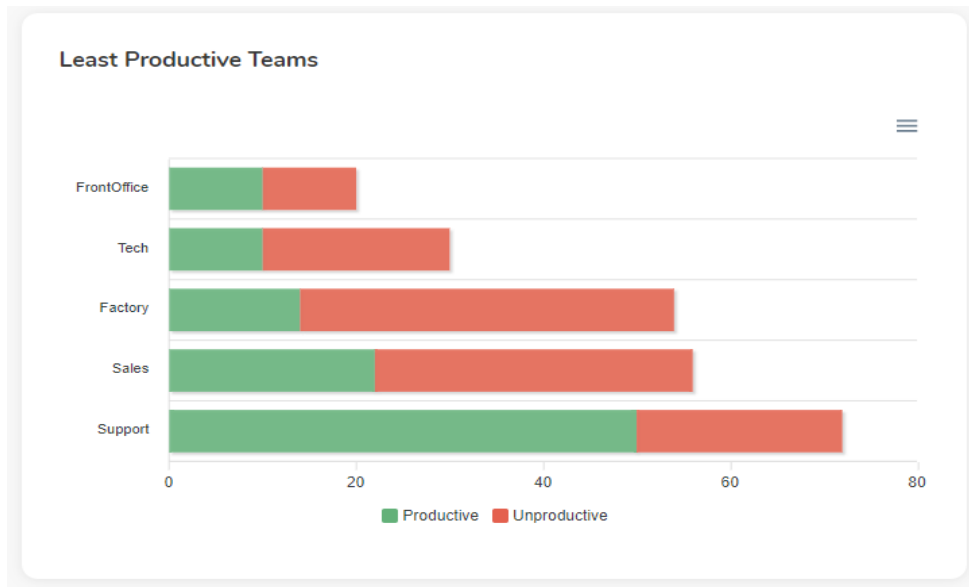
DeskSight.AI gives a full visibility of the productive and unproductive hours of all the teams, also providing the analysis of the most productive team/s in the organization.



## Use Cases

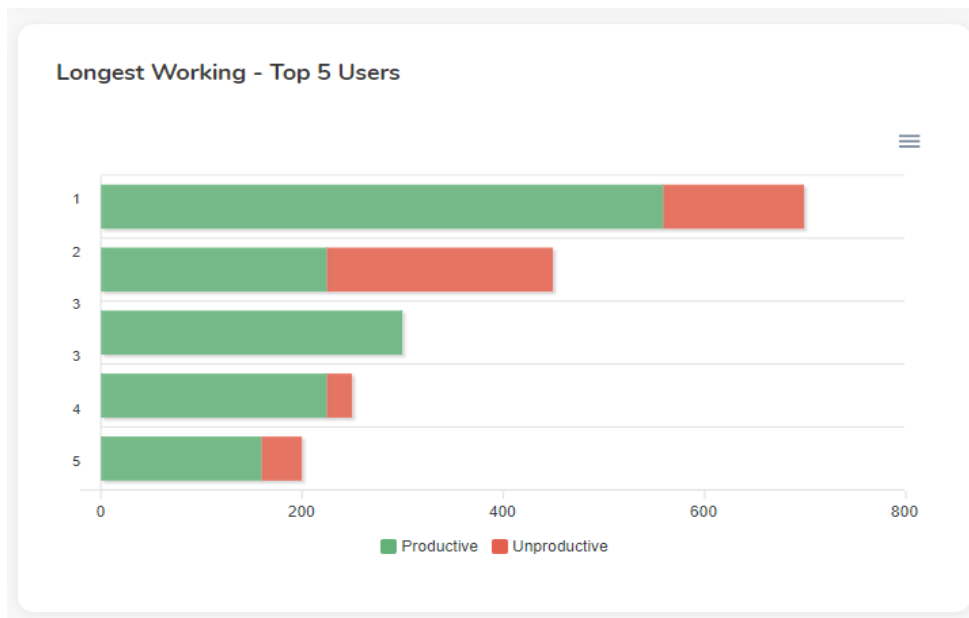
### 5. Least Productive Teams

DeskSight.Ai gives a full visibility of the productive and unproductive hours of all the teams, also providing the analysis of the most unproductive team/s in the organization.



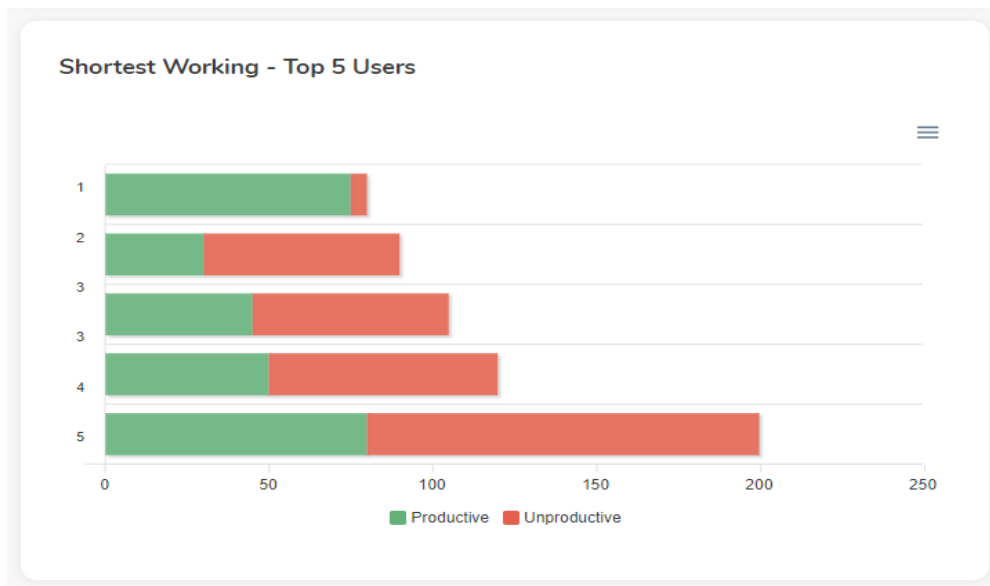
### 6. Longest Working

Top 5 users - DeskSight.Ai provides the full visibility on the users having the longest working hours with their productive and unproductive time.



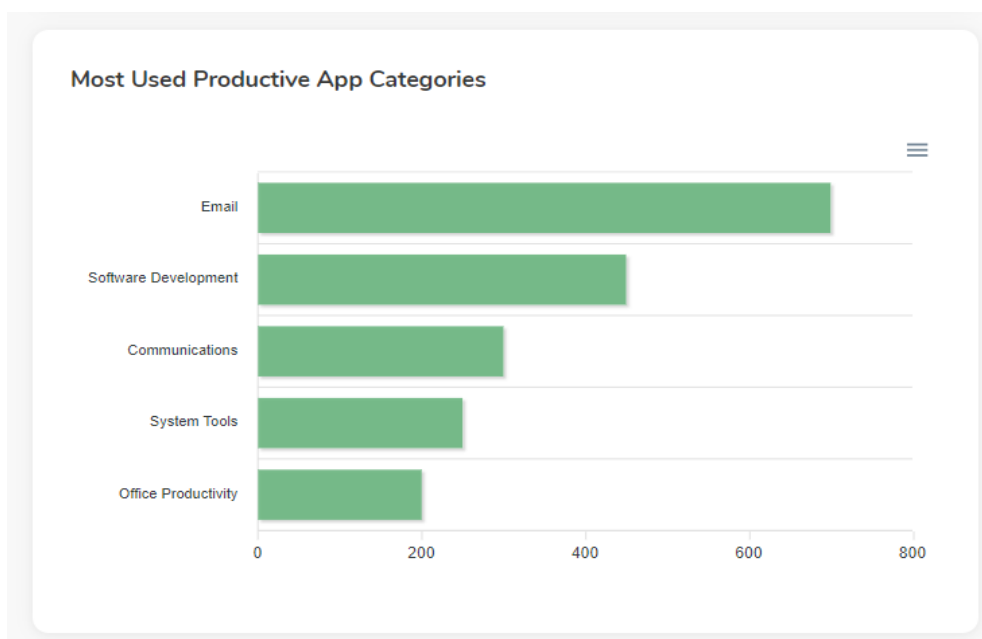
## 7. Shortest Working Hours

Top 5 users - DeskSight.AI provides the full visibility on the users having the shortest working hours with their productive and unproductive time.



## 8. Most Used Productive App Categories

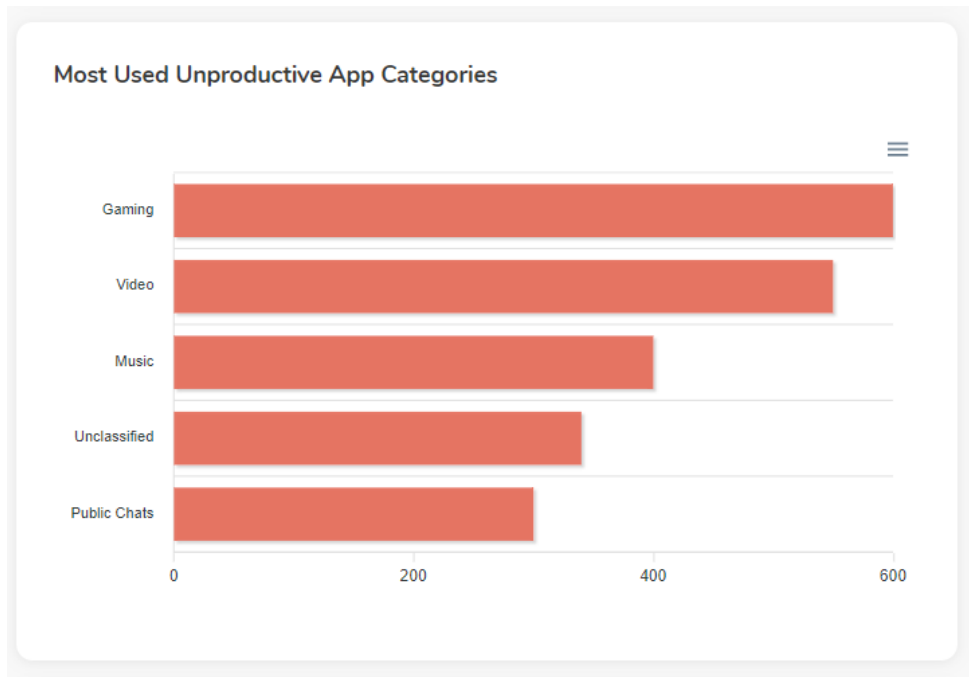
DeskSight.AI will provide you the visibility of the most productive applications being used in the organization.



## Use Cases

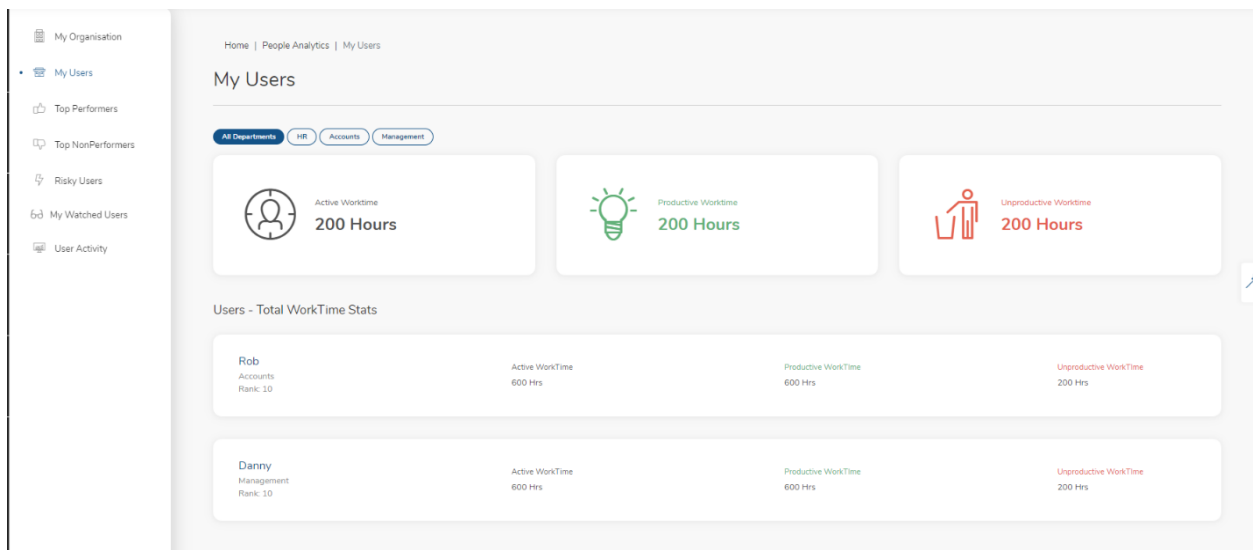
### 9. Most Used Unproductive Applications

DeskSight.AI will provide the visibility of the most unproductive applications being used in the organization.



### 10. My Users

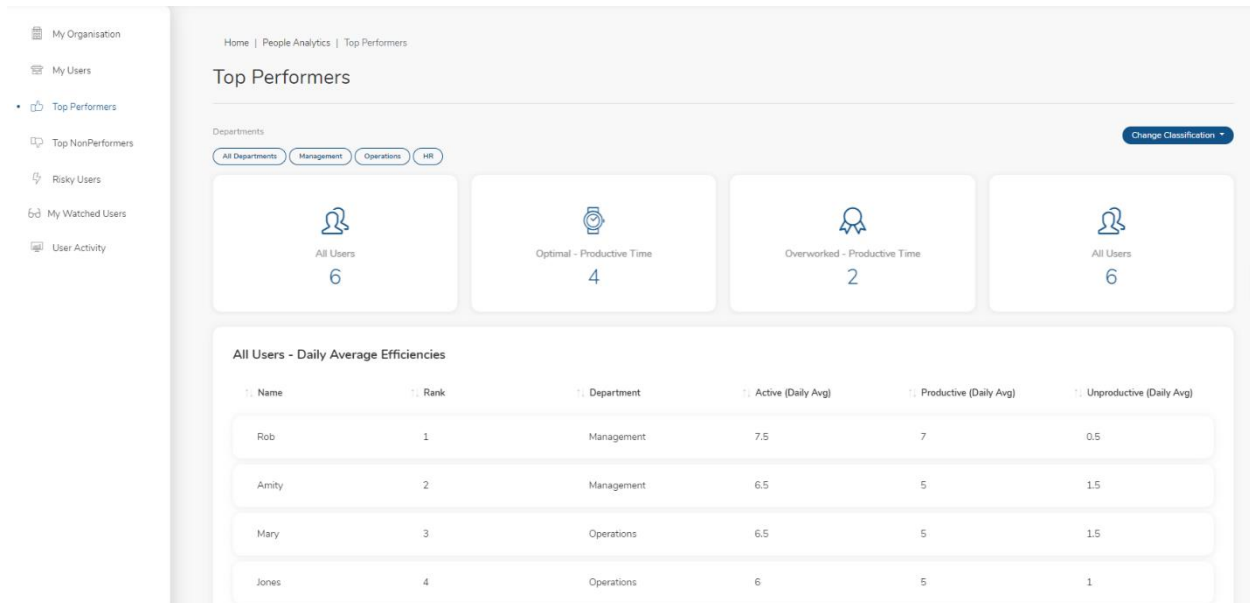
DeskSight.AI will provide the visibility of all the users' activities segregating them into Active hours, Productive hours and Unproductive hours for each user.



# Use Cases

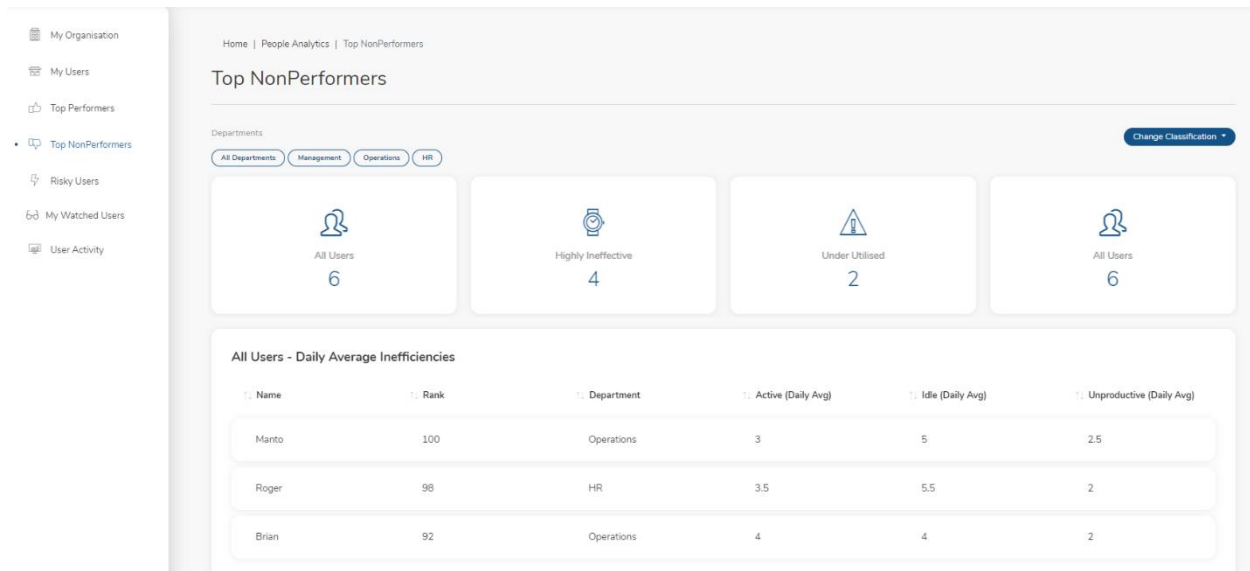
## 11. Top Performers

DeskSight.Ai will provide the visibility of the top performers in the organization with their Active, Productive and Unproductive time along with their ranking and departments.



## 12. Top Non-performers

DeskSight.Ai will provide the visibility of the top non - performers in the organization with their Active, Productive and Unproductive time along with their ranking and departments.

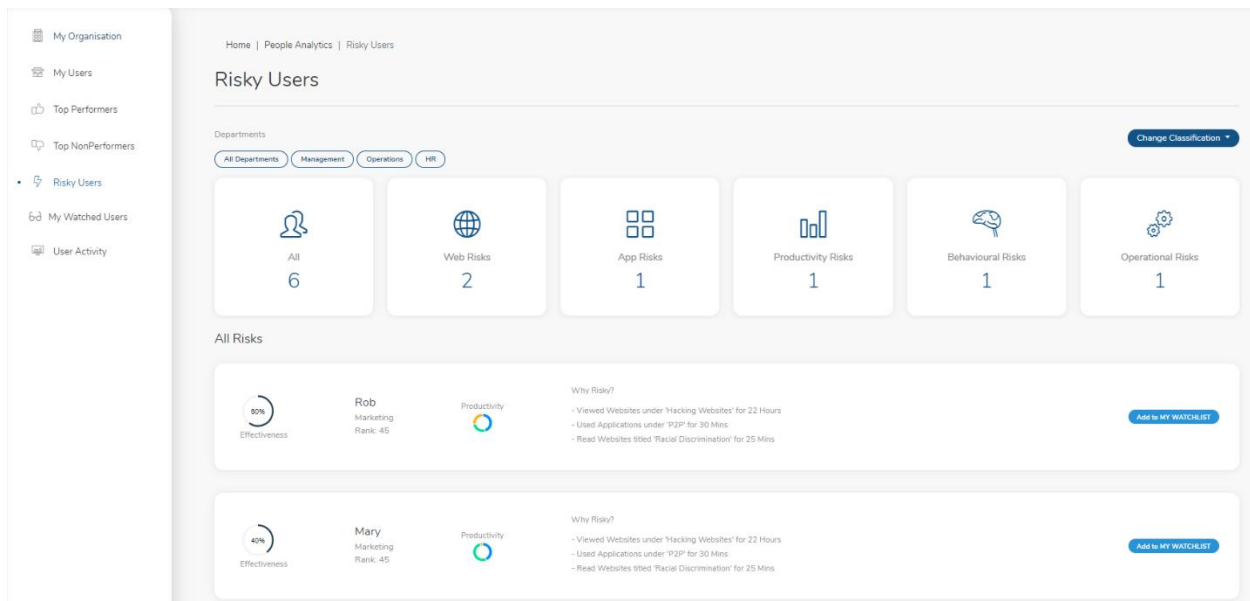




# Use Cases

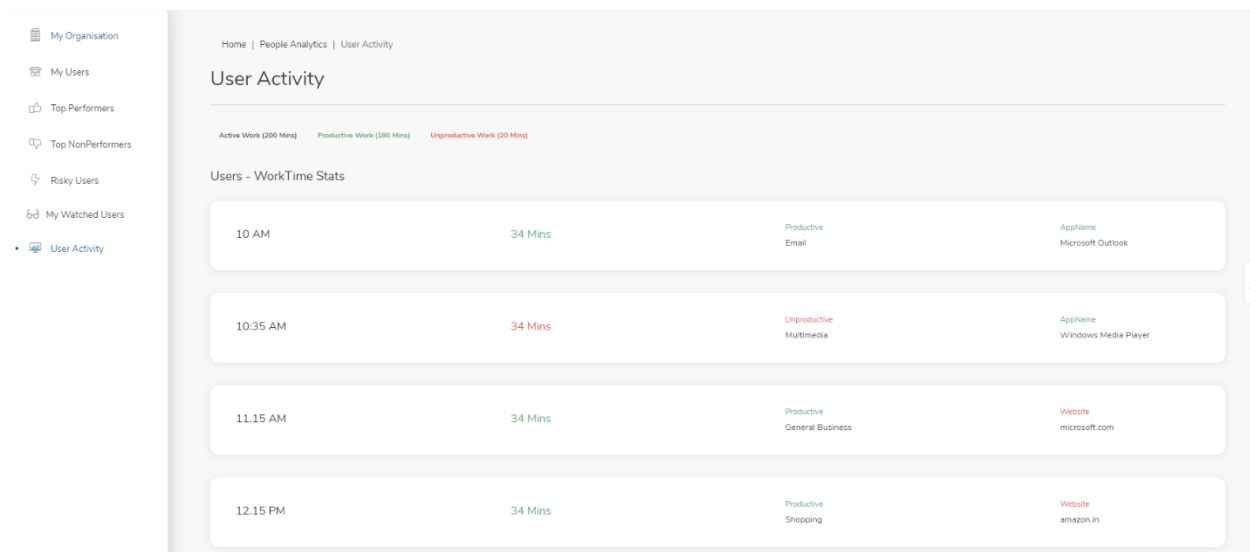
## 13. Risky Users

DeskSight.AI will provide the visibility of the users who are potential threats to the organization, with the kind of risks they pose.



## 14. User WorkTime Stats

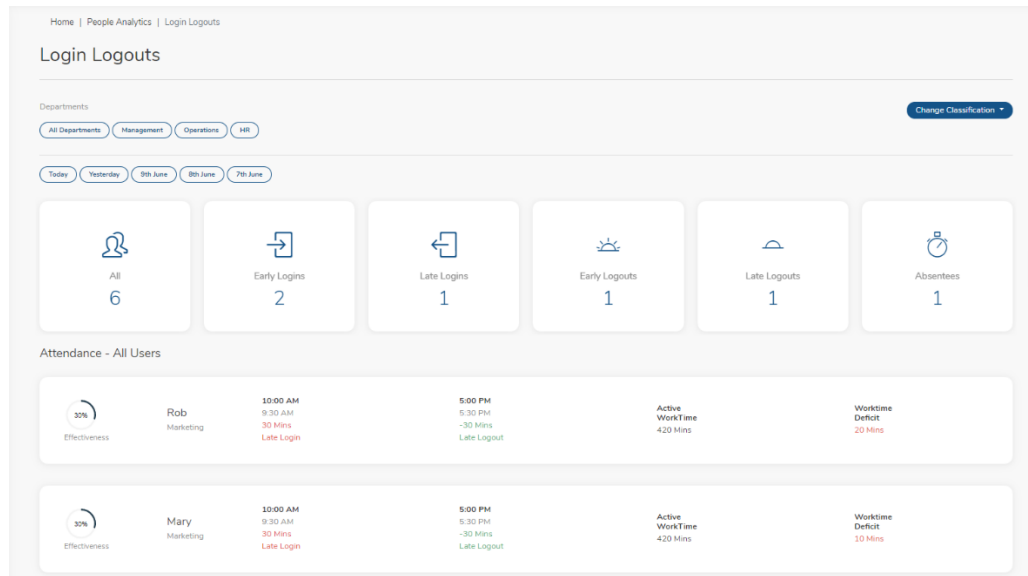
DeskSight.AI will provide the visibility of all the activities of the users with respect to their Applications and Browsers accessed from the endpoint.



# Use Cases

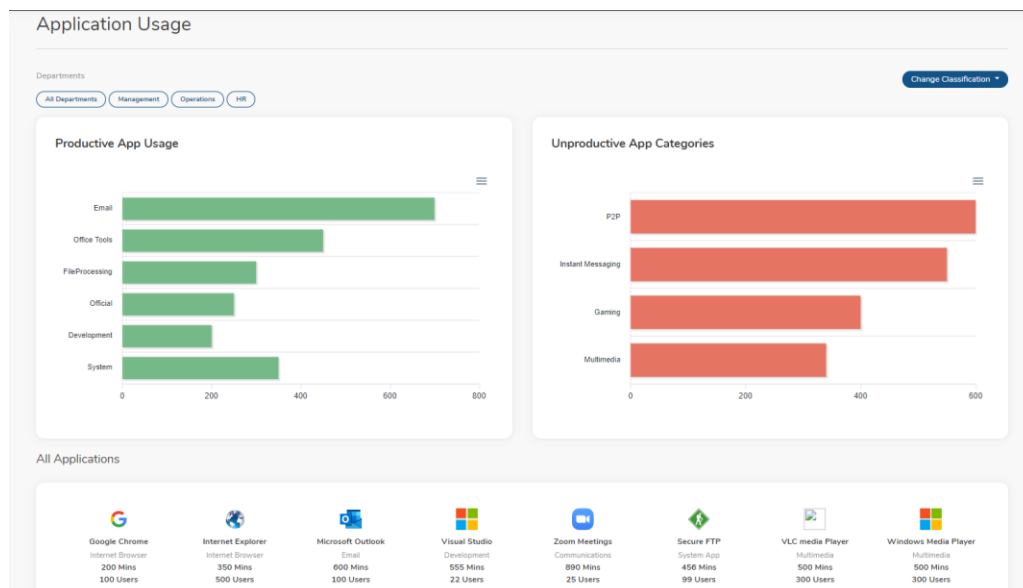
## 15. Login Logouts

DeskSight.AI will provide the reporting on when did a user start working and till what time the user worked in the Login and Logout reports of all the users.



## 16. Application Usage

DeskSight.AI will provide the visibility of Productive and Unproductive Applications being used in the organization.



## Use Cases

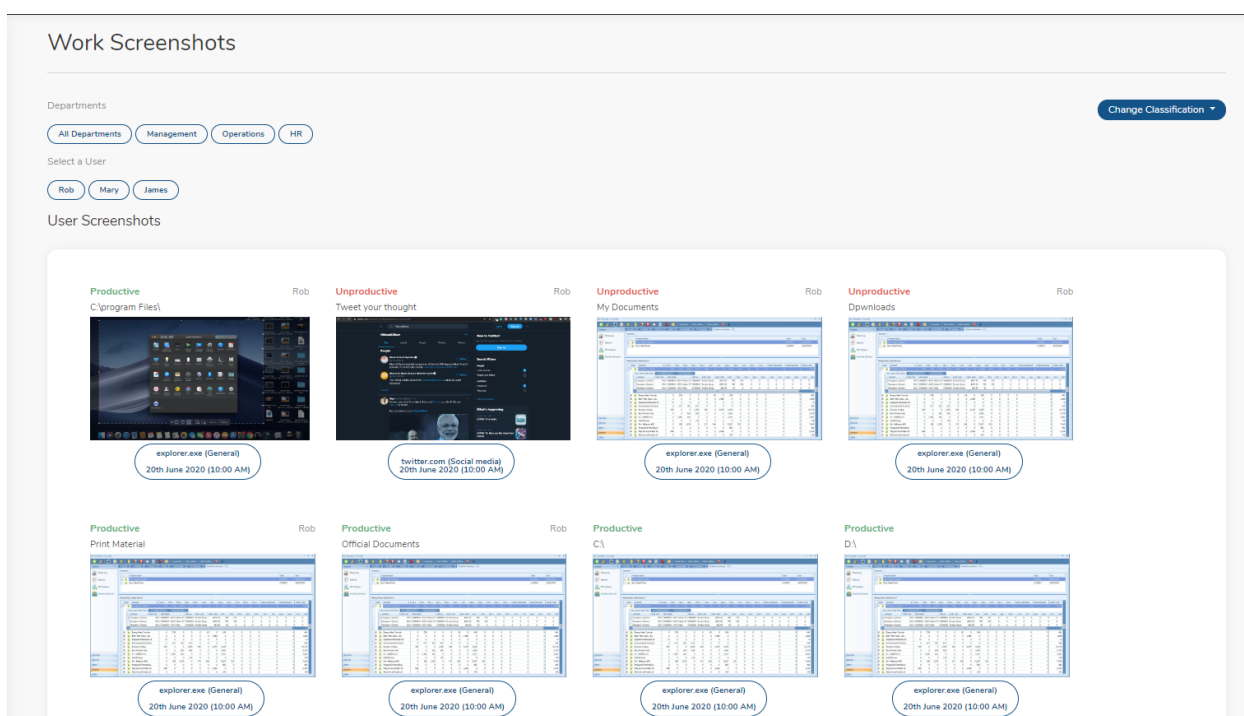
## 17. Web Searches

DeskSight.Ai will provide the visibility and insights on the web-based phrases searched done by the users in the organization.



## 18. Work Screenshots

DeskSight.Ai will help you take screenshots of the user's endpoint screen and gather visibility of the exact activity being done on the user's machine.



# Use Cases

## 19. Application Classifications

DeskSight.Ai will help you classify productive applications and unproductive for all the users in the organization.

The screenshot shows the 'Application Classifications' page. At the top, there are three tabs: 'Unclassified Applications', 'Productive Applications', and 'Unproductive Applications'. Below the tabs, the page is titled 'Applications'. It displays a list of four applications with their respective icons, names, and details:

Application	Used By	Used For	Classification	Productive
Google Chrome Google Chrome Google	100 Users	200 Mins	Internet Browser	<input checked="" type="checkbox"/>
Internet Explorer IE Microsoft	500 Users	350 Mins	Internet Browser	<input type="checkbox"/>
Microsoft Outlook Microsoft Office Microsoft	100 Users	600 Mins	Unclassified	<input type="checkbox"/>
Visual Studio Google Google	22 Users	555 Mins	Unclassified	<input type="checkbox"/>

## 20. Report Schedules

DeskSight.Ai helps you schedule various kinds of reports like Productivity, Login Logout, Watched Users, Risky Users reports etc.

The screenshot shows the 'Report Schedules' page. At the top, there are three tabs: 'Home', 'People Analytics', and 'Report Schedules'. Below the tabs, the page is titled 'Report Schedules'. It displays a list of four reports with their respective icons, names, and details:

Report	Description	Status
Productivity Report	Sends a daily email report to the team leader about daily productivity of all users in team.	<input checked="" type="checkbox"/> On
Login Logout Report	Sends a daily email report to the team leader about daily attendance of all users in team.	<input type="checkbox"/> On
Watched Users Report	Sends a daily email report to the team leader about activity of watched users.	<input type="checkbox"/> On
Risky Users Report	Sends a daily email report to the team leader about risky activities of users.	<input type="checkbox"/> On

# Use Cases

## 21. Miscellaneous Features

DeskSight.Ai will help with the visibility of all the users and devices, both active and retired.

Home | People Analytics | Users

### Users

Active Users Retired Users

Active Users

<b>Rob</b> Rob Marley rob.marley@dataresolve.com	Team Marketing	Activated On 02/06/2020 10:30 AM	Last Seen On 05/06/2020 10:30 AM	Last Active Device rob334432	
<b>Mary</b> Mary Jane mary.jane@dataresolve.com	Team HR	Activated On 02/06/2020 10:30 AM	Last Seen On 05/06/2020 10:30 AM	Last Active Device mary34432	

Home | People Analytics | Devices

### Devices

Active Devices Uninstalled Devices

Active Devices

<b>DCMachine 54</b>	Operating System Windows 10 10.1809 x64	Agent Version 1.1	Activated On 05/06/2020 10:30 AM	Last Seen On 05/06/2020 10:30 AM	
<b>DCMachine 66</b>	Operating System Windows 8.1 8.1609 x64	Agent Version 1.1	Activated On 05/06/2020 10:30 AM	Last Seen On 05/06/2020 10:30 AM	

## CONTACT US FOR A FREE TRIAL

### VISIT OUR WEBSITE

<https://dataresolve.com/>

### TO SPEAK WITH OUR CYBER SECURITY CONSULTANT

Call : **+91 92666 03983**

Email : [ask@dataresolve.com](mailto:ask@dataresolve.com)

### OUR WORLDWIDE PRESENCE

India (Noida, Gurgaon, Mumbai,  
Bangalore, Pune, Hyderabad)  
UAE (Dubai), US, Turkey

### DATA RESOLVE TECHNOLOGIES HEAD OFFICE

G-24, 2nd Floor, Sector-6, Noida,  
Uttar Pradesh, INDIA 201301  
Phone: +91-9266603983

## ABOUT DATA RESOLVE TECHNOLOGIES

Data Resolve Technologies is an IIT Kharagpur incubated startup, focused towards building futuristic products for Insider Threat Management and Employee Monitoring for mid-sized and large enterprises. We enable CIOs/ CISOs and business managers to monitor and predict employee behaviour and report any anomalous intentions detected, helping them build a secure ecosystem and increasing employee productivity.



**Data Resolve**