



Free trial

Dynamics Facility

for Microsoft Dynamics 365



Dynamics Facility

Intelligent Systems has the pleasure to provide you with a **30 day free** trial of Dynamics Facility for Microsoft Dynamics 365!

What's more, you may add **up to 25 users** to explore the apps for property and facility management.

And you need not to worry! After the expiration of the trial period there will be **no charges**, unless you decide to subscribe for the solution!

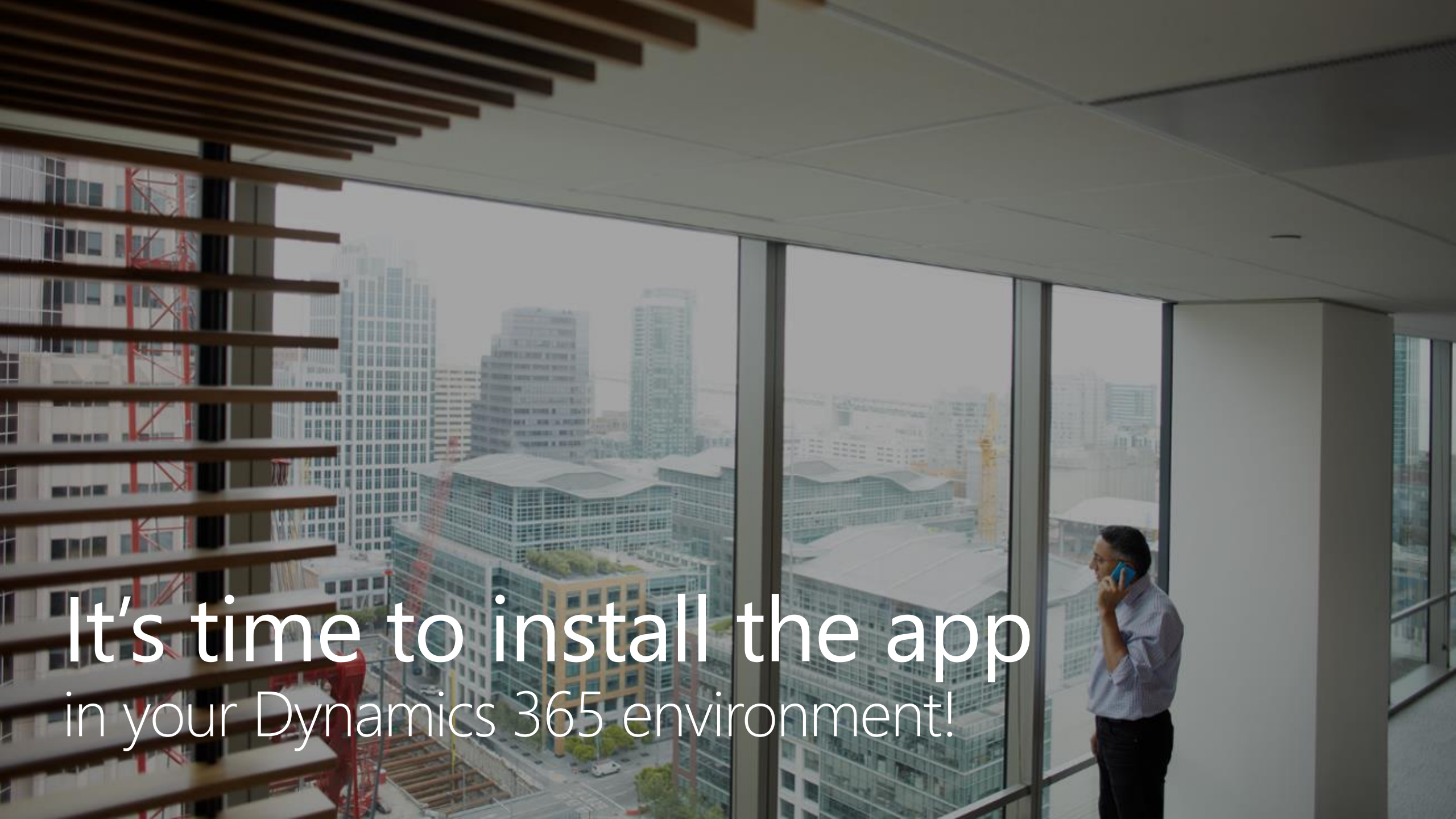
Important!

To install and test the app, you have to be a current Microsoft Dynamics 365 user admin.

You are not? Do not worry!

Just register for the Dynamics 365 free trial, then come back and proceed with these slides. It's easy! All you need to do is to download the [Dynamics 365 trial registration guide](#) and follow the steps.

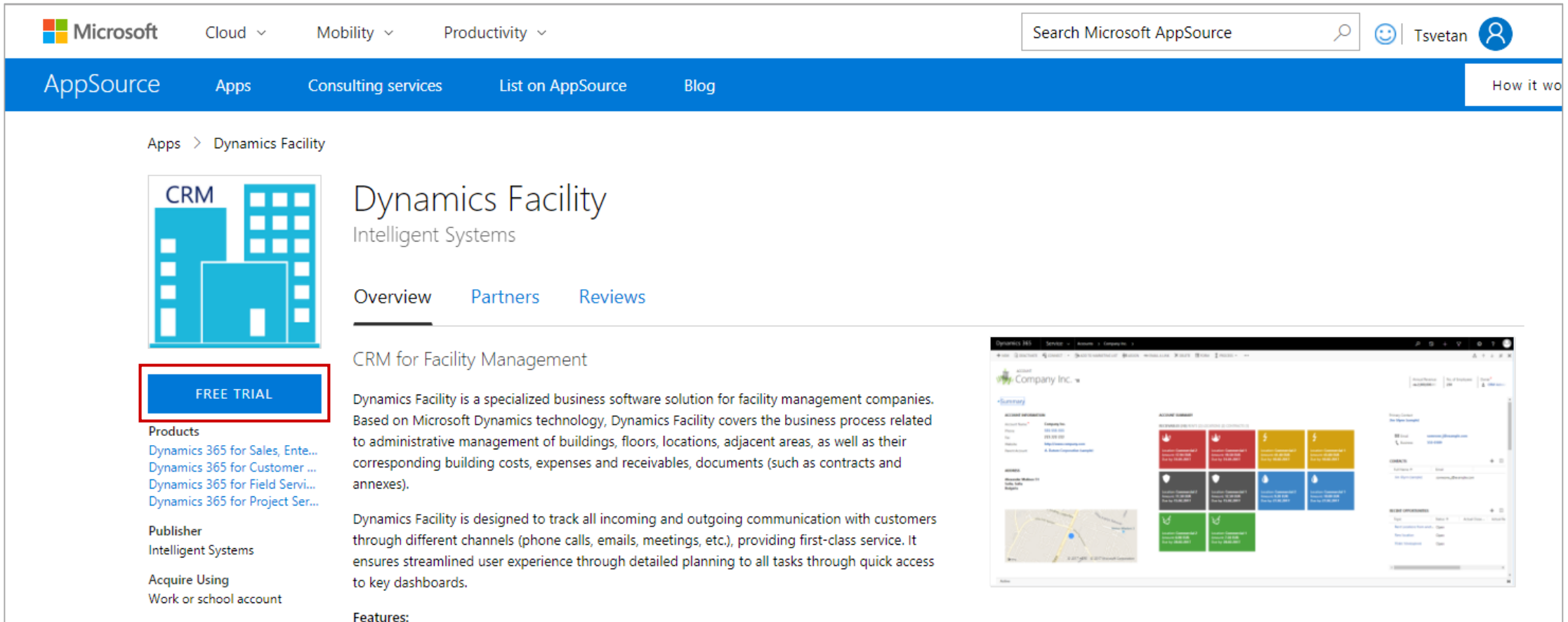




It's time to install the app
in your Dynamics 365 environment!

First things first

1. [Click here](#) or go to Microsoft AppSource and search for Dynamics Facility
2. Click on **Free trial**



The screenshot shows the Microsoft AppSource interface for the Dynamics Facility app. The top navigation bar includes the Microsoft logo, links to Cloud, Mobility, and Productivity, a search bar for Microsoft AppSource, and a user profile for Tsvetan. The main header is blue with links to AppSource, Apps, Consulting services, List on AppSource, and Blog. The breadcrumb trail shows 'Apps > Dynamics Facility'.

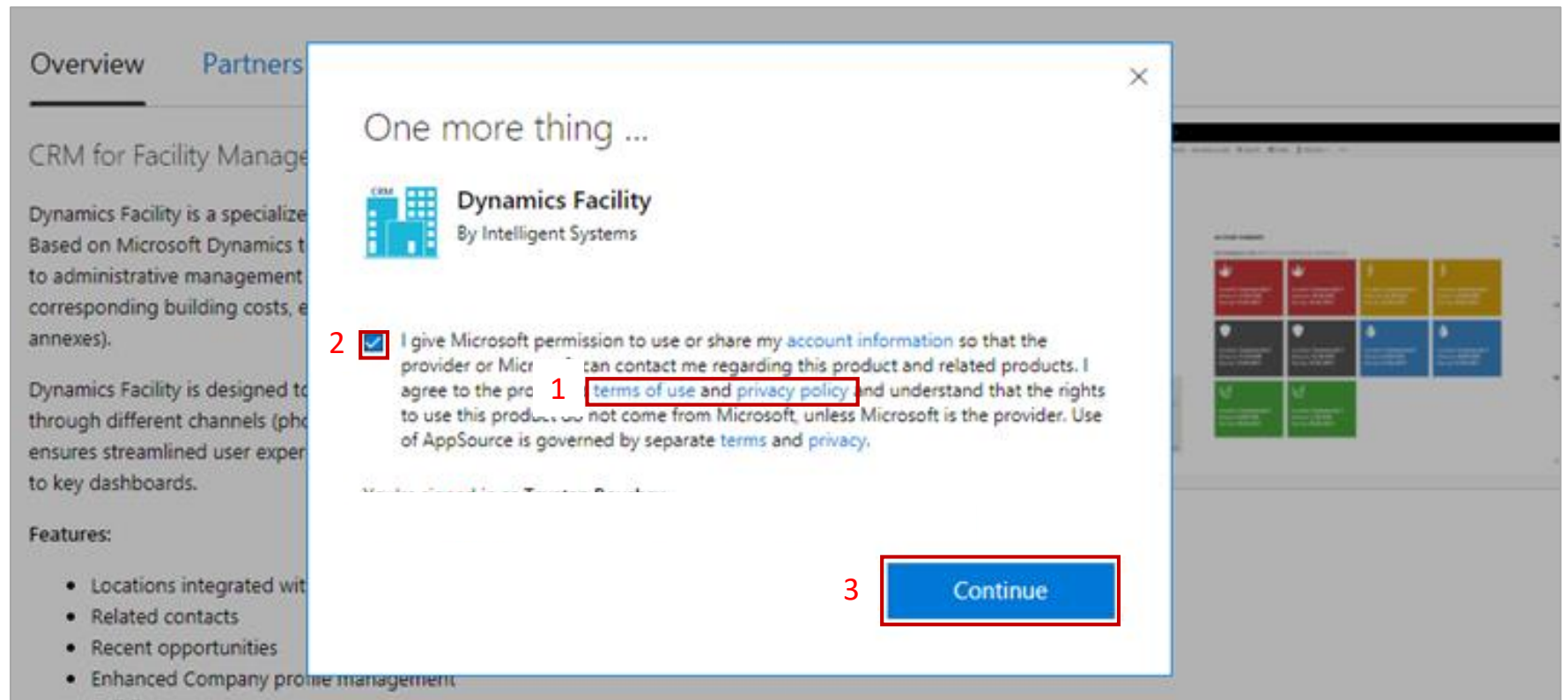
The app card for Dynamics Facility is displayed, featuring a blue icon with the word 'CRM' and a building graphic. Below the icon is a red-bordered button labeled 'FREE TRIAL'. To the right of the icon, the app name 'Dynamics Facility' is shown, followed by 'Intelligent Systems'. Below this are tabs for 'Overview', 'Partners', and 'Reviews'. The 'Overview' tab is selected, showing a description of the app as a specialized business software solution for facility management companies. A 'Features:' section is partially visible at the bottom.

On the right side of the app card, there is a preview of the Dynamics Facility user interface. The preview shows a dashboard with various metrics and a map. The dashboard includes sections for 'Company Inc.', 'Summary', 'Account Information', 'Account Overview', 'Contact', and 'Recent Communications'.

Terms and policies

To begin the installation process, you should first agree with our terms and conditions and give permission to Microsoft to access and use your account information. To do so, you should:

1. Read our **terms of use** and **privacy policy** highlighted in the info window
2. Accept the terms by checking the box with a thick mark (✓)
3. Click on **Continue**



On the way to the final steps

No action required

The screenshot shows the Microsoft AppSource interface for the 'Dynamics Facility' app. The page header includes the Microsoft logo, navigation links for Cloud, Mobility, and Productivity, and a search bar. The main navigation bar lists 'AppSource', 'Apps', 'Consulting services', 'List on AppSource', and 'Blog'. The breadcrumb trail indicates 'Apps > Dynamics Facility'. On the left, there is a 'CRM' icon, a 'FREE TRIAL' button, and a list of products including 'Dynamics 365 for Sales, Ente...', 'Dynamics 365 for Customer ...', 'Dynamics 365 for Field Servi...', and 'Dynamics 365 for Project Ser...'. The publisher is listed as 'Intelligent Systems'. The version is '1.3' and it was updated on '1/27/2017'. The main content area features the title 'Dynamics Facility' with the subtitle 'Intelligent Systems', tabs for 'Overview', 'Partners', and 'Reviews', and a description: 'CRM for Facility Manage...'. A modal dialog box is overlaid on the page with the text 'Taking you to Dynamics 365 to complete this process'. The background shows a preview of the Dynamics 365 interface with various tiles.

Microsoft Cloud Mobility Productivity Search Microsoft AppSource

AppSource Apps Consulting services List on AppSource Blog

Apps > Dynamics Facility

CRM

FREE TRIAL

Products
Dynamics 365 for Sales, Ente...
Dynamics 365 for Customer ...
Dynamics 365 for Field Servi...
Dynamics 365 for Project Ser...

Publisher
Intelligent Systems

Acquire Using
Work or school account

Version
1.3

Updated
1/27/2017

Dynamics Facility
Intelligent Systems

Overview Partners Reviews

CRM for Facility Manage...

Dynamics Facility is a specialize...
Based on Microsoft Dynamics t...
to administrative management...
corresponding building costs, e...
annexes).

Dynamics Facility is designed to...
through different channels (pho...
ensures streamlined user exper...
to key dashboards.

Features:

- Locations integrated with...
- Related contacts
- Recent opportunities

Taking you to Dynamics 365 to complete this process

To finish the set-up

1. Add the application to the organization/environment you set up in Dynamics 365 by choosing it from the dropdown menu
2. Read Microsoft's **Legal terms** and **Privacy statements**
3. Agree to the Legal terms and Privacy statement by checking the boxes with thick marks (✓)
4. Click on **Agree**

Microsoft

Intelligent Systems

CRM Dynamics Facility

Dynamics Facility

Dynamics Facility is a specialized business software solution for facility management companies. Based on Microsoft Dynamics technology, Dynamics Facility covers the business process related to administrative management of buildings, floors, locations, adjacent areas, as well as their corresponding building costs, expenses and receivables, documents (such as contracts and annexes).

Dynamics Facility is designed to track all incoming and outgoing communication with customers through different channels (phone calls, emails, meetings, etc.), providing first-class service. It ensures streamlined user experience through detailed planning to all tasks through quick access to key dashboards.

Publisher: Intelligent Systems

Add the application to Dynamics 365

Select the Dynamics 365 organization you want to add this application to.

Connect to Dynamics 365

Organization to add the applica 1 Unified Service Desk Demo (org4263fda8)

3 2 Agree to Legal Terms and Privacy Statement

3 Agree to Privacy Statement and Legal Terms for importing solutions into Dynamics 365

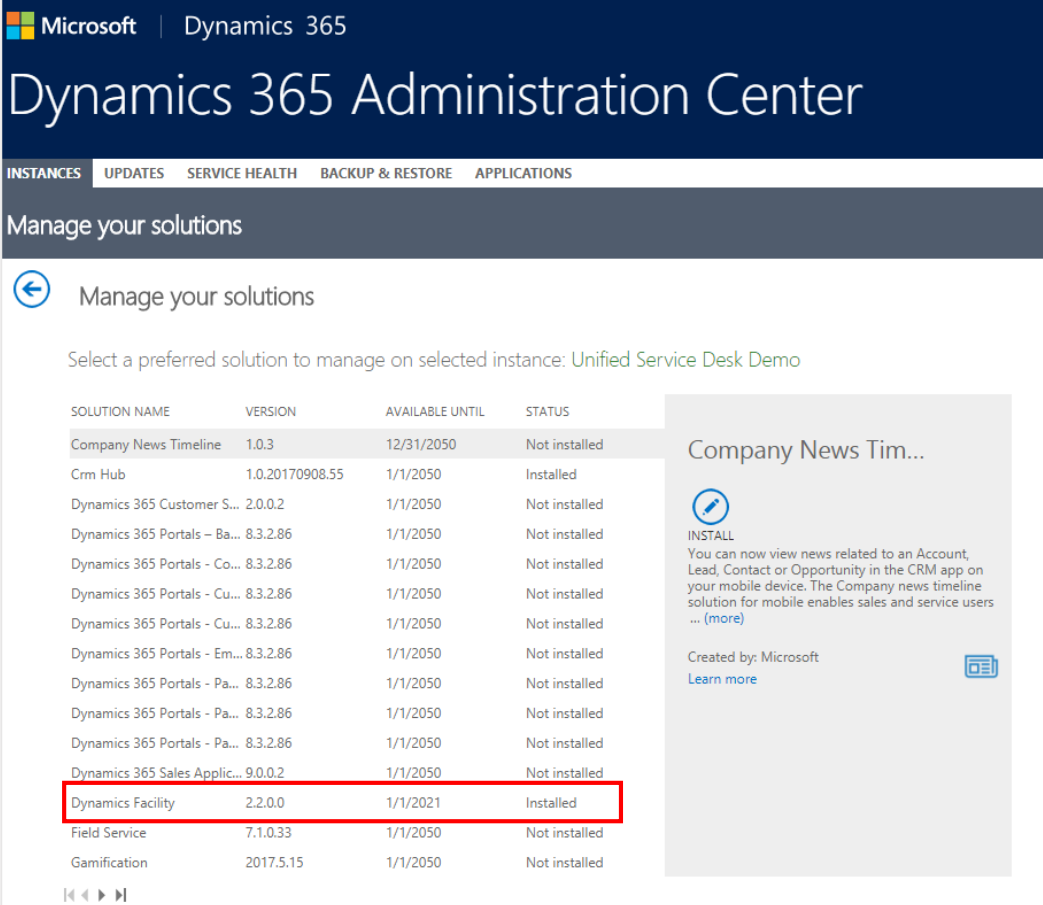
4 Agree Cancel

The installation begins

No action required

The system will transfer you to Dynamics 365 Administration Center, meaning the installation process has started.

1. Wait for 5-10 mins for the installation to complete
2. Reload the browser (Ctrl+F5)
3. When Dynamics Facility status says ***Installed***, you are ready to begin.



Microsoft | Dynamics 365

Dynamics 365 Administration Center

INSTANCES | UPDATES | SERVICE HEALTH | BACKUP & RESTORE | APPLICATIONS

Manage your solutions

Select a preferred solution to manage on selected instance: Unified Service Desk Demo

SOLUTION NAME	VERSION	AVAILABLE UNTIL	STATUS
Company News Timeline	1.0.3	12/31/2050	Not installed
Crm Hub	1.0.20170908.55	1/1/2050	Installed
Dynamics 365 Customer S...	2.0.0.2	1/1/2050	Not installed
Dynamics 365 Portals - Ba...	8.3.2.86	1/1/2050	Not installed
Dynamics 365 Portals - Co...	8.3.2.86	1/1/2050	Not installed
Dynamics 365 Portals - Cu...	8.3.2.86	1/1/2050	Not installed
Dynamics 365 Portals - Cu...	8.3.2.86	1/1/2050	Not installed
Dynamics 365 Portals - Em...	8.3.2.86	1/1/2050	Not installed
Dynamics 365 Portals - Pa...	8.3.2.86	1/1/2050	Not installed
Dynamics 365 Portals - Pa...	8.3.2.86	1/1/2050	Not installed
Dynamics 365 Portals - Pa...	8.3.2.86	1/1/2050	Not installed
Dynamics 365 Sales Applic...	9.0.0.2	1/1/2050	Not installed
Dynamics Facility	2.2.0.0	1/1/2021	Installed
Field Service	7.1.0.33	1/1/2050	Not installed
Gamification	2017.5.15	1/1/2050	Not installed

Company News Tim...

INSTALL

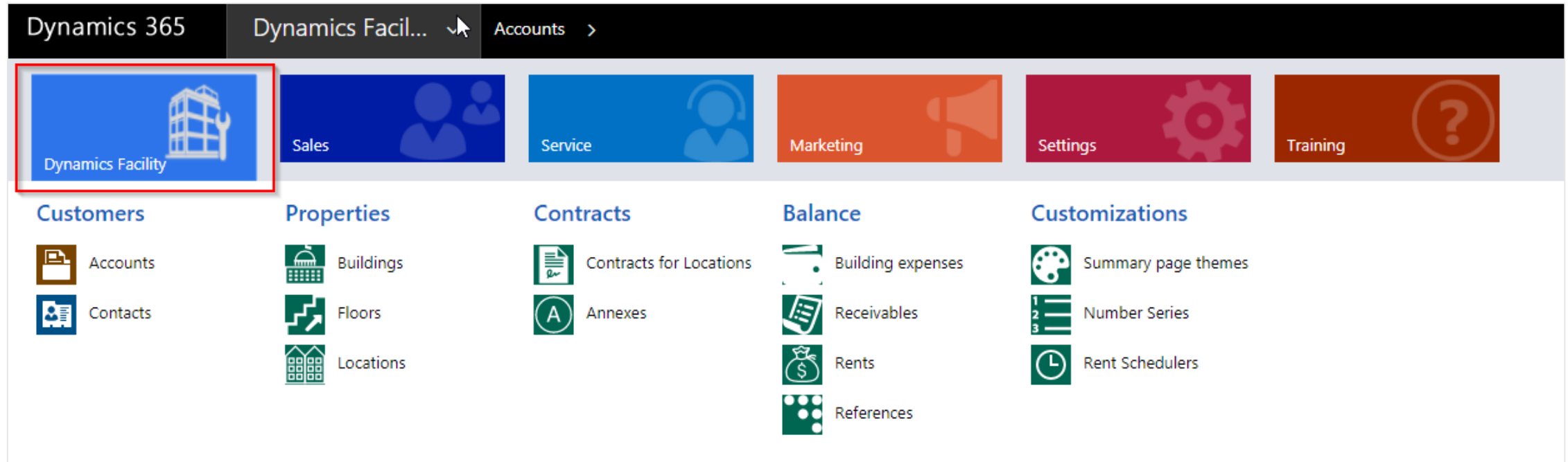
You can now view news related to an Account, Lead, Contact or Opportunity in the CRM app on your mobile device. The Company news timeline solution for mobile enables sales and service users ... [\(more\)](#)

Created by: Microsoft [Learn more](#)

CONGRATULATIONS!

You may now **start your 30 day trial** of Dynamics Facility!

What you need to do is to logon your Dynamics 365 environment and select the Dynamics Facility tile.



The trial scrip is provided by



Microsoft
Partner



Gold Enterprise Resource Planning
Silver Data Analytics

2016
INNER CIRCLE
for Microsoft Dynamics

2016 Microsoft Dynamics
Reseller of the Year

Central and Eastern Europe

350+
customers

150+
employees

12
years

35+
countries

5
offices

30+
partners

Got a question?

Contact us now!

office Sofia

tel.: +359 02 817 33 66

e-mail: info@isystems.bg

web: www.isystems-group.com

office Istanbul

tel.: +90 216 706 11 59

e-mail: info@isystems.com.tr

web: www.isystems.com.tr

office Tirana

tel.: +355 68 20 49 797

e-mail: info@isystems.al

web: www.isystems.al



intelligent
systems