

Commerciant SYNC for ECI Macola ES and Microsoft Dynamics 365

Commerciant SYNC, the #1 data integration platform that integrates your data between ECI Macola ES previously known as Exact Macola ES, and Microsoft Dynamics 365. The Commerciant SYNC Agent is rapidly deployable and gives you access to your ECI Macola ES customer and order information in Microsoft Dynamics 365. We work with the following: Kewill, Alliance/MFG, Vanguard, JobBOSS, Macola Progression, Macola ES, Macola 10, Macola 10.7, ECI M1 and MAX.

About SYNC:

Commerciant SYNC is created by ERP and CRM data integration experts. By having that, SYNC creates a simple data integration pathway between your ECI Macola ES and Microsoft Dynamics 365. Once the data integration takes place, your ECI Macola ES data is automatically loaded into your Microsoft Dynamics 365 without programming, coding, mapping or servers required. SYNCing data is a cloud-based experience that ensures your data is protected. SYNC has the following benefits:

- Data integrated from ECI Macola ES to Microsoft Dynamics 365 becomes native data inside Microsoft Dynamics 365 CRM. Being native data inside the CRM means bringing data from your ECI Macola ES over to Microsoft Dynamics 365 in which you can perform any function from that data and manipulate it to the way you need it, for example, connecting to third-party apps and creating dashboards
- Inside Microsoft Dynamics 365, the system provides the function of a user-friendly search engine to look up data that is SYNCed from ECI Macola ES because the data is native, it is searchable. For instance, looking for a serial number that relates to a Sales Order record or Invoice Record
- Commerciant can significantly reduce the likelihood of exceeding the Microsoft Dynamics 365 API ECI Macola ES limits, as ECI Macola ES has a limit of 100 requests per minute per company. In the event that a daily limit is reached (which can occur during the initial SYNC of a large ECI Macola ES system) Commerciant will continue to SYNC where it left off on the following day
- The Commerciant SYNC app developed for ECI Macola ES and Microsoft Dynamics 365 detects changes in either database whether it is ECI Macola ES or Microsoft Dynamics 365 and SYNC only those changes in the data within either system

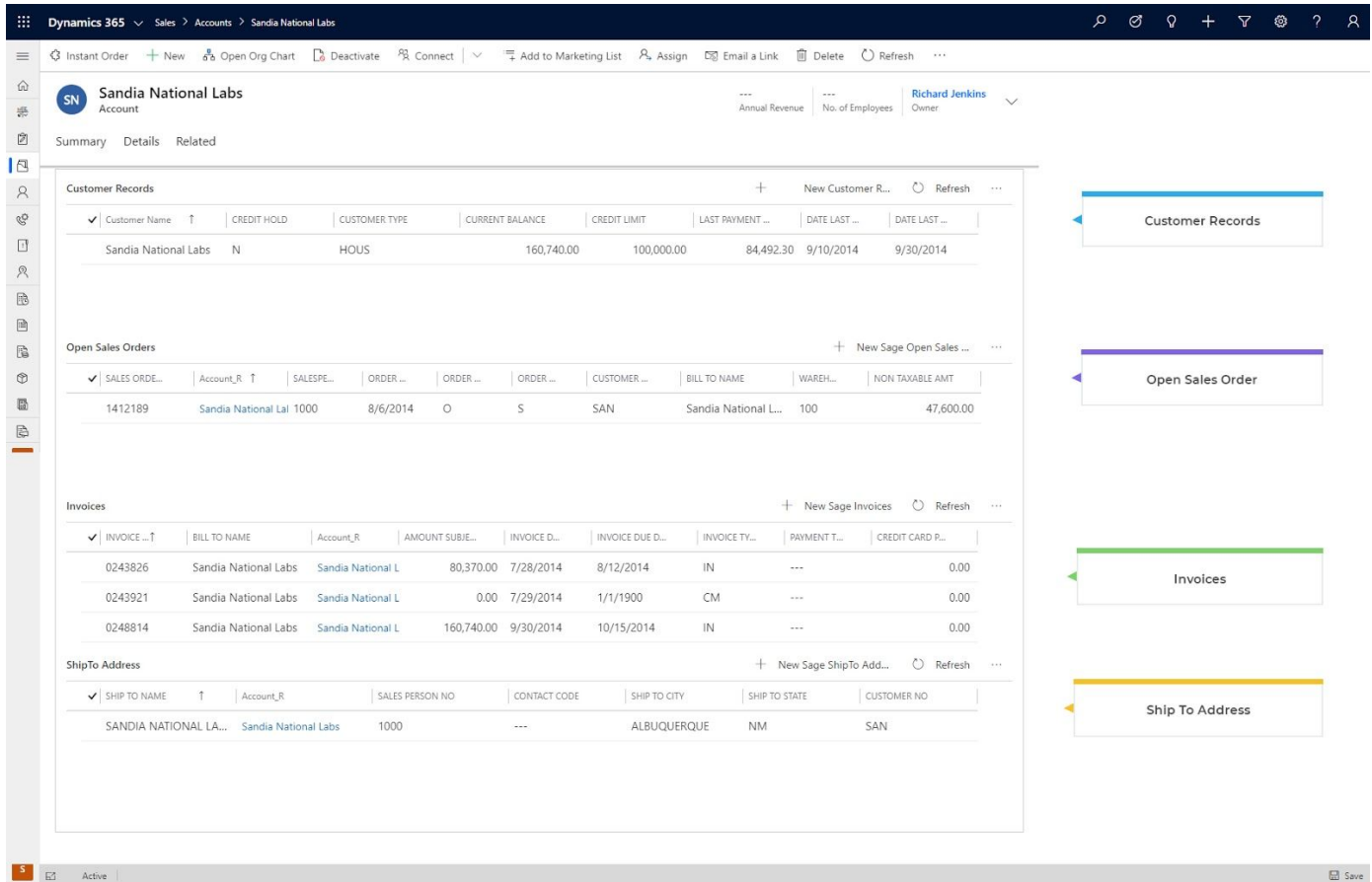
What if I have an existing Microsoft Dynamics 365 database?

When you have existing data in both systems (ECI Macola ES and Microsoft Dynamics 365) the following steps will take place, first, the data will need to be backed up, second, you will come to a point when integrating the data and you will have to do deduplication on 3 items that we have a native function inside our Commerciant SYNC app that also leverages artificial intelligence (AI) for following items listed below:

- Accounts: Deduplication happens here when customer names are spelled incorrectly and deduplication for child-parent relationships, form part of the standard purchase of Commerciant SYNC at no additional costs.
- Customers: They need deduplication as there are customers with no accounts that are contacts and there is an AI for this.
- Products/Items: Deduplication happens for this when there is a different item description over the same product.

What does SYNC offer?

Customers in ECI Macola ES are integrated into Microsoft Dynamics 365. The first item to be SYNCed is your **AR Customer Record** and once this is completed, all the fields can be shown. Customers Ship To and Bill To address in ECI Macola ES are merged into Microsoft Dynamics 365, which can be displayed according to their needs. By clicking on the ECI Macola ES Customer Record, you can see all the fields that are synchronized.



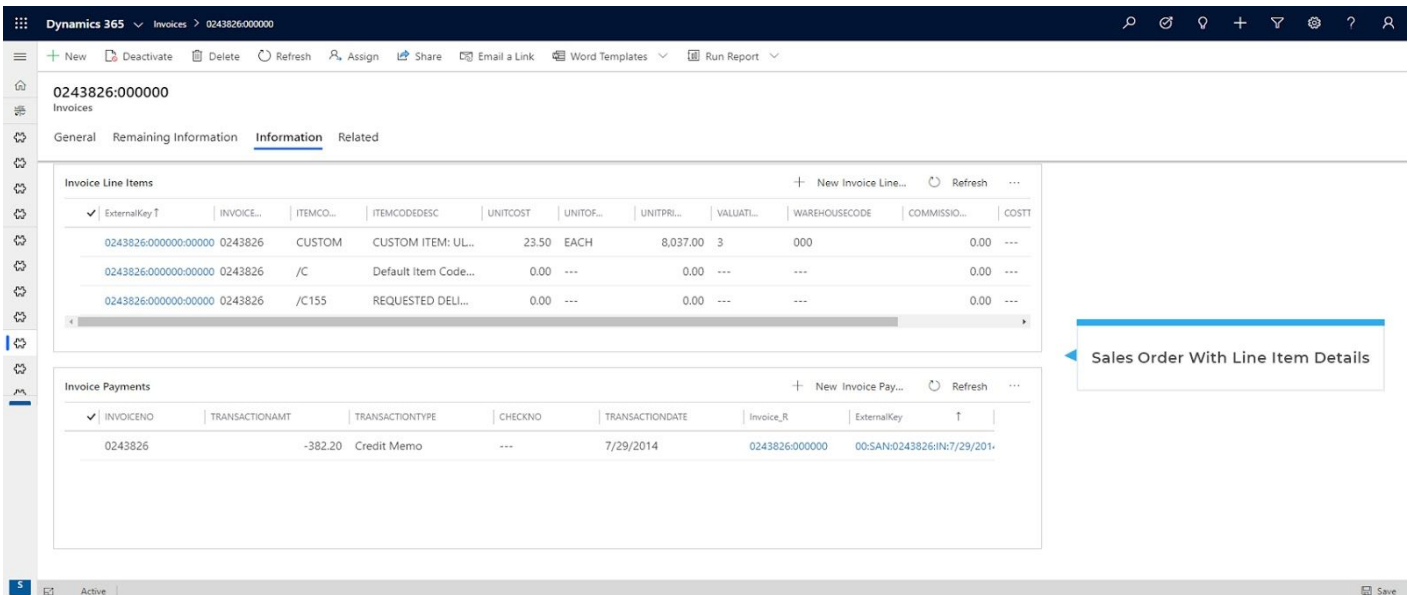
The screenshot displays the Microsoft Dynamics 365 interface for the 'Sandia National Labs' account. The account is owned by Richard Jenkins. The interface shows four main sections of synchronized data:

- Customer Records:** A table with columns for Customer Name, CREDIT HOLD, CUSTOMER TYPE, CURRENT BALANCE, CREDIT LIMIT, LAST PAYMENT, DATE LAST, and DATE LAST. The data row shows Sandia National Labs with a current balance of 160,740.00 and a credit limit of 100,000.00.
- Open Sales Orders:** A table with columns for SALES ORDER, Account, SALESPE, ORDER, ORDER, ORDER, CUSTOMER, BILL TO NAME, WAREH, and NON TAXABLE AMT. The data row shows an order for Sandia National Labs with a total amount of 47,600.00.
- Invoices:** A table with columns for INVOICE, BILL TO NAME, Account, AMOUNT SUBJE, INVOICE D, INVOICE DUE D, INVOICE TY, PAYMENT T, and CREDIT CARD P. The data rows show three invoices for Sandia National Labs with various due dates and amounts.
- ShipTo Address:** A table with columns for SHIP TO NAME, Account, SALES PERSON NO, CONTACT CODE, SHIP TO CITY, SHIP TO STATE, and CUSTOMER NO. The data row shows the shipping address for Sandia National Labs as Albuquerque, NM.

On the right side of the screenshot, there are four colored boxes with arrows pointing to the corresponding sections: 'Customer Records' (blue), 'Open Sales Order' (purple), 'Invoices' (green), and 'Ship To Address' (yellow).

Sales Order With Line Item Details

Once the Customer Record is in Microsoft Dynamics 365, Commerciant then SYNCs the **Sales Orders and their Detail Lines** which relates them to the corresponding Microsoft Dynamics 365 Account record. A customer object is then created in Microsoft Dynamics 365 as the Sales Order data and Invoice Sales Order data is combined into one, since each customer's needs are unique. This allows customers to see their invoices that have their orders and details as well as, viewing the different statuses of their sales orders as they change in ECI Macola ES. When removing ECI Macola ES Sales Order data that has been canceled from Microsoft Dynamics 365, it performs automatically.



The screenshot displays the Microsoft Dynamics 365 interface for an invoice. The top navigation bar shows "Dynamics 365" and "Invoices > 0243826:000000". The main content area is titled "0243826:000000 Invoices" and includes tabs for "General", "Remaining Information", "Information", and "Related". The "Information" tab is active, showing two sections: "Invoice Line Items" and "Invoice Payments".

Invoice Line Items

ExternalKey ↑	INVOICE...	ITEMCO...	ITEMCODEDESC	UNITCOST	UNITOF...	UNITPRI...	VALUATL...	WAREHOUSECODE	COMMISSIO...	COSTT
0243826:000000:00000	0243826	CUSTOM	CUSTOM ITEM: UL...	23.50	EACH	8,037.00	3	000	0.00	---
0243826:000000:00000	0243826	/C	Default Item Code...	0.00	---	0.00	---	---	0.00	---
0243826:000000:00000	0243826	/C155	REQUESTED DELI...	0.00	---	0.00	---	---	0.00	---

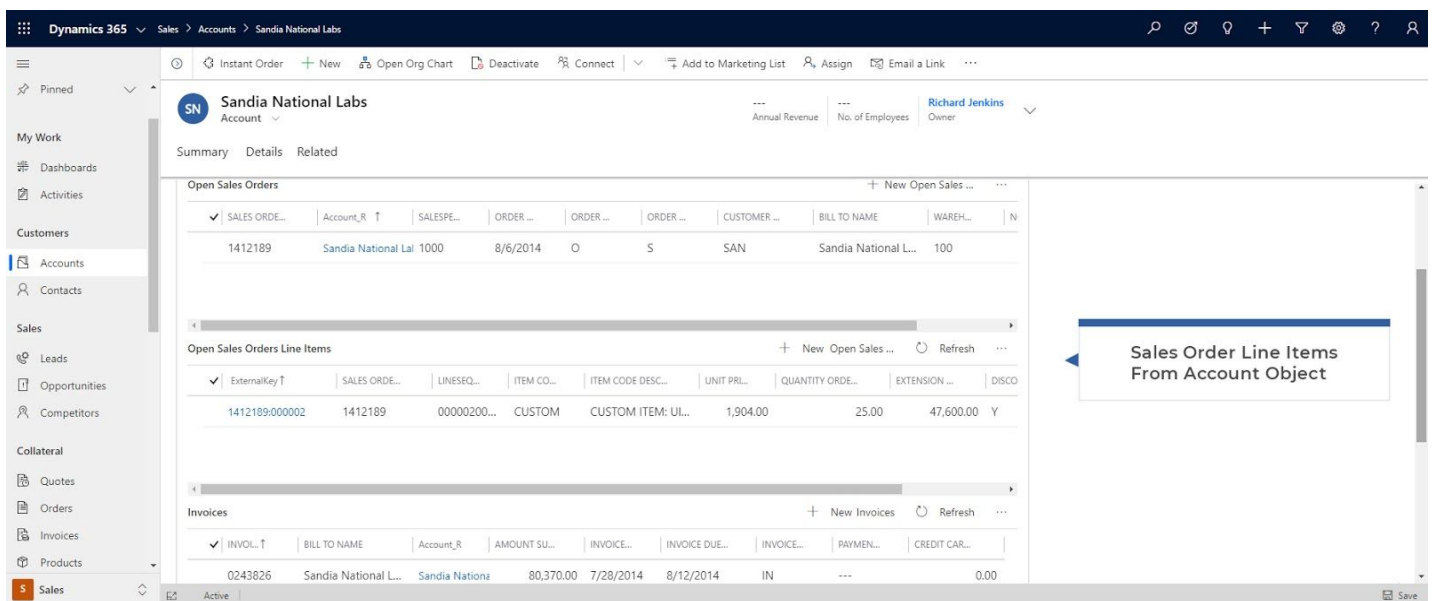
Invoice Payments

INVOICEENO	TRANSACTIONAMT	TRANSACTIONTYPE	CHECKNO	TRANSACTIONDATE	Invoice_R	ExternalKey ↑
0243826	-382.20	Credit Memo	---	7/29/2014	0243826:000000	00:SAN:0243826:IN:7/29/2014

A blue callout box with a left-pointing arrow is positioned to the right of the "Invoice Line Items" table, containing the text "Sales Order With Line Item Details".

Sales Order Screen Showing Account Object

Commerciant has designed the relationships with the data objects in Microsoft Dynamics 365 that can give you the freedom to decide which objects you would like to display on the screen. You are always able to click to other **parents- or child-related objects**. For instance, an Admin user can remove the Sales Orders from the Account screen but leave their **Detail Lines**. This allows our customers to see what was sold and shipped from the main account screen. By clicking on the Sales Order link on the detail line, they can view the full Sales Order.



The screenshot shows the Dynamics 365 interface for the 'Sandia National Labs' account. The left sidebar contains navigation options like 'My Work', 'Dashboards', 'Activities', 'Customers', 'Sales', 'Leads', 'Opportunities', 'Competitors', 'Collateral', 'Quotes', 'Orders', 'Invoices', 'Products', and 'Sales'. The main content area shows the 'Summary' tab for the account, with a table of 'Open Sales Orders' and a table of 'Open Sales Orders Line Items'. A callout box points to the 'Sales Order Line Items From Account Object'.

SALES ORDE...	Account_R ↑	SALESPE...	ORDER ...	ORDER ...	ORDER ...	CUSTOMER ...	BILL TO NAME	WAREH...	N
1412189	Sandia National Lai	1000	8/6/2014	O	S	SAN	Sandia National L...	100	

ExternalKey ↑	SALES ORDE...	LINSEQ...	ITEM CO...	ITEM CODE DESC...	UNIT PRL...	QUANTITY ORDE...	EXTENSION ...	DISCO
1412189:000002	1412189	00000200...	CUSTOM	CUSTOM ITEM: UI...	1,904.00	25.00	47,600.00	Y

INVOI... ↑	BILL TO NAME	Account_R	AMOUNT SU...	INVOICE...	INVOICE DUE...	INVOICE...	PAYMEN...	CREDIT CAR...
0243826	Sandia National L...	Sandia Nations	80,370.00	7/28/2014	8/12/2014	IN	---	0.00

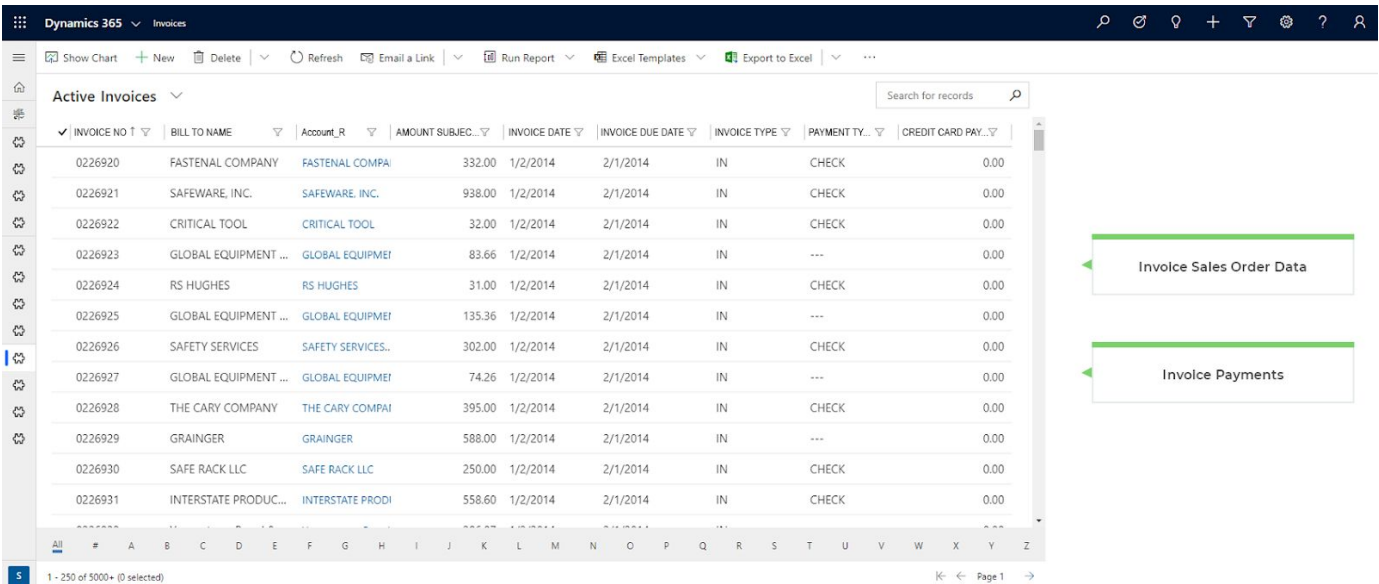
The AR Invoice

Copyright Commerciant LLC

Phone: (678) 383-4518 | sales@commerciant.com | http://www.commerciant.com

SYNC for ECI Macola ES and Microsoft Dynamics 365

- The AR Invoice is a record that is synced and related to the **Invoiced Sales Order Data**, and **Invoice Payments**.
- The AR Invoice data is useful for identifying unpaid invoices and locating the data, in which the customer needs to pay for the services used.
- The other records which are used in SYNC include the **AR Customer Ship to Tax Exemptions**, **Item Master**, and **Item Warehouse**.
- The **Item Master** is used to create **Microsoft Dynamics 365 Products** by Commerciant and links the entire **Item** and **Warehouse** records to the **Product**.
- This gives you the ability to have accurate product data and Inventory availability. In addition, you can **SYNC any Database, table, or view**.



The screenshot shows the 'Active Invoices' table in Microsoft Dynamics 365. The table contains columns for Invoice No., Bill to Name, Account, Amount, Subject, Invoice Date, Invoice Due Date, Invoice Type, Payment Type, and Credit Card Payment. To the right of the table, two green callout boxes with arrows point to specific rows: 'Invoice Sales Order Data' points to the row for invoice 0226920 (Fastenal Company), and 'Invoice Payments' points to the row for invoice 0226926 (Safety Services).

INVOICE NO	BILL TO NAME	Account	AMOUNT	SUBJECT	INVOICE DATE	INVOICE DUE DATE	INVOICE TYPE	PAYMENT TY	CREDIT CARD PAY
0226920	FASTENAL COMPANY	FASTENAL COMPA	332.00		1/2/2014	2/1/2014	IN	CHECK	0.00
0226921	SAFEWARE, INC.	SAFEWARE, INC.	938.00		1/2/2014	2/1/2014	IN	CHECK	0.00
0226922	CRITICAL TOOL	CRITICAL TOOL	32.00		1/2/2014	2/1/2014	IN	CHECK	0.00
0226923	GLOBAL EQUIPMENT ...	GLOBAL EQUIPMEI	83.66		1/2/2014	2/1/2014	IN	---	0.00
0226924	RS HUGHES	RS HUGHES	31.00		1/2/2014	2/1/2014	IN	CHECK	0.00
0226925	GLOBAL EQUIPMENT ...	GLOBAL EQUIPMEI	135.36		1/2/2014	2/1/2014	IN	---	0.00
0226926	SAFETY SERVICES	SAFETY SERVICES..	302.00		1/2/2014	2/1/2014	IN	CHECK	0.00
0226927	GLOBAL EQUIPMENT ...	GLOBAL EQUIPMEI	74.26		1/2/2014	2/1/2014	IN	---	0.00
0226928	THE CARY COMPANY	THE CARY COMPAI	395.00		1/2/2014	2/1/2014	IN	CHECK	0.00
0226929	GRAINGER	GRAINGER	588.00		1/2/2014	2/1/2014	IN	---	0.00
0226930	SAFE RACK LLC	SAFE RACK LLC	250.00		1/2/2014	2/1/2014	IN	CHECK	0.00
0226931	INTERSTATE PRODUC...	INTERSTATE PRODI	558.60		1/2/2014	2/1/2014	IN	CHECK	0.00

Can I limit or control the data that I SYNC?

Copyright Commerciant LLC

Phone: (678) 383-4518 | sales@commerciant.com | <http://www.commerciant.com>

Yes. Commerciant has created an open methodology of allowing you to control the filtering of data in the SQL WHERE statement while maintaining the integrity of relationship mapping and efficient syncing methodologies. Within the WHERE you can perform sub-queries, filters, and cross-table and cross-database sub-queries to affect the rules. In addition, you can also map custom tables or views. (Charges may apply).

What else does Commerciant do with Microsoft Dynamics 365?

Data synchronization is the first step towards a total solution. Ask about these additional modules for ECI Macola ES:

- Quote Processing
- Web-based Product Configurator
- Opportunity and Quote -> Sales Order Conversion
- Products and Price Book SYNC
- Product Record Types
- Cases with Serial Numbers Invoiced and Service Orders
- Opportunity Commissions Calculations based on ECI Macola ES Invoices
- Automatic ECI Macola ES Sales Order Email Engine
- Automatic Invoice Email Engine
- Dealer/ Wholesaler Self-Service Portal
- Custom Data Synchronization
- Account Conversion to ECI Macola ES AR Customer

Company Information:

Commerciant is a cloud-based company that connects Microsoft Dynamics 365 directly to your ECI Macola ES system. Our open SYNC Agent works with software such as Epicor, SYSPRO, Traverse, and other ERP accounting systems. Commerciant improves the efficiency of getting CRM, B2B, and B2C eCommerce orders directly into your accounting system in real-time, with all of the associated business rules.

For more information, please use the Contact Us link on <http://www.commerciant.com>