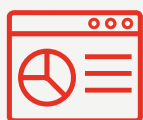


Slack And Microsoft Teams Migration with FLY



Swiftly consolidate and migrate your Slack Channels or other Microsoft Teams into Teams

Resolve Your Migration Situation in Three Easy Steps



STEP 1 Analyze

Gain insight to improve migration project planning. Find out what's important, or just collecting dust. Understand your existing architecture to avoid potential risks or pitfalls. See which Teams or Channels need to be discarded, re-worked, or migrated as-is.



STEP 2 Migrate

Migrate Slack and Microsoft Teams content, including channels, users, files, and more, into Teams to achieve your desired end goal with drag-and-drop ease. Then map, filter, and schedule the move, or just migrate in real time.



STEP 3 Monitor

Track migration progress and status with dynamic dashboards and detailed insights to validate your migration, generate reports that highlight actions taken, and always be in the know with automated updates sent directly to stakeholders.

FLY migration for Slack and Microsoft Teams Migration

FLY is one of the fastest tools on the market to consolidate and migrate your Slack Channels or even other Microsoft Teams into your Office 365 instance. If you're looking to clean up or clean out data, are on a tight timeline, or an even tighter budget, FLY can help. With our super-light install package, you'll be ready for takeoff in a jiffy!

Key Features



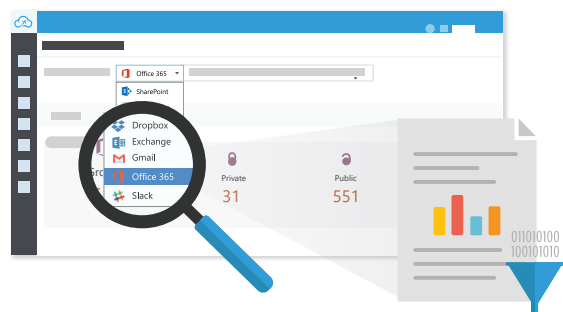
Pre-Migration Analysis

- **Get all the details.** Understand your existing information, including the total number of Public or Private Channels, membership, and data size. Export to CSV for deeper analysis.
- **Create a plan.** Create migration plans according to your project timetables – define the scope, filter policy, method, and schedule. Plans can be reused in the future.



Migrate

- **High speed.** Migrate at top speeds using built-in Microsoft best practices. Use prime APIs to bulk upload the content within your migration scope into Azure BLOB storage plus App tokens for Office 365 authorization to minimize throttling risks.
- **Automated mapping.** Map Slack Channels to Teams accurately and automatically based on name with a simple operation. Then, adjust mappings as necessary.
- **Continue the conversation.** Migrate conversations as .html files, to keep a record of past messages attached to your new Team. Or, tell FLY work with the Office Graph API (in beta!) to repost messages directly within the Teams Channel.
- **One-to-one or many-to-one Slack Channel migration.** Migrate each Slack Channel into its own Team, or consolidate multiple Slack Channels with similar membership into one Team with multiple Teams Channels.
- **Tenant-to-Tenant Teams migration.** Migrate Teams into other Office 365 instances, or restructure within your current instance. Map Channels individually to ensure your information architecture reflects the way you work.
- **Take only what you need.** Selectively include or exclude Teams sites and mail while migrating Teams structure, members, and conversations.




Pre-Scan Slack or Office 365 Sources

- **Migrate on your time.** Set up a schedule or migrate in real time.
- **Resume or rerun failed or stopped jobs.** Pick up the job from where it stopped or failed, or rerun jobs to correct failed or skipped files or items.

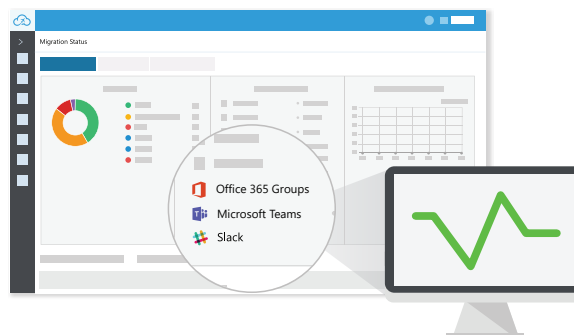


Monitor

- **Track progress.** Monitor your migration status and progress on the migration dashboard. For more detailed performance and throttling insights, configure a migration database (simply set up a SQL connection!) and use our PowerBI Templates.
- **Validate your migration.** Report on migrated data volumes as well as number of Channels that successfully migrated. Understand migration trends across sources and destinations.
- **Exec-level analysis.** Download or email executive reports on job count and status, object count and status, and migration trend analysis to highlight the actions taken during the migration.



Migrate Slack Channels or other Microsoft Teams, configuring Channel Mappings as needed



Monitor via built-in dashboards, or PowerBI Templates

How to Buy AvePoint Products

Contact: 201.793.1111 | Sales@AvePoint.com
AvePoint Global Headquarters | 525 Washington Blvd, Suite 1400 | Jersey City, NJ 07310

Start your free trial today:
www.avepointonlineservices.com