

***Commerciant SYNC for Chempax and Microsoft Dynamics 365***

Commerciant SYNC, the #1 data integration platform that integrates your data between Chempax and Microsoft Dynamics 365. The Commerciant SYNC Agent is rapidly deployable and gives you access to your Chempax customer and order information in Microsoft Dynamics 365. We work with the following: Chempax, Chempax C/S, and Chempax VB.

***About SYNC:***

Commerciant SYNC is created by ERP and CRM data integration experts. By having that, SYNC creates a simple data integration pathway between your Chempax and Microsoft Dynamics 365. Once the data integration takes place, your Chempax data is automatically loaded into your Microsoft Dynamics 365 without programming, coding, mapping or servers required. SYNCing data is a cloud-based experience that ensures your data is protected. SYNC has the following benefits:

- Data integrated from Chempax to Microsoft Dynamics 365 becomes native data inside Microsoft Dynamics 365 CRM. Being native data inside the CRM means bringing data from your Chempax over to Microsoft Dynamics 365 in which you can perform any function from that data and manipulate it to the way you need it, for example, connecting to third-party apps and creating dashboards
- Inside Microsoft Dynamics 365, the system provides the function of a user-friendly search engine to look up data that is SYNCed from Chempax because the data is native, it is searchable. For instance, looking for a serial number that relates to a Sales Order record or Invoice Record
- Commerciant can significantly reduce the likelihood of exceeding the Microsoft Dynamics 365 API Chempax limits, as Chempax has a limit of 100 requests per minute per company. In the event that a daily limit is reached (which can occur during the initial SYNC of a large Chempax system) Commerciant will continue to SYNC where it left off on the following day
- The Commerciant SYNC app developed for Chempax and Microsoft Dynamics 365 detects changes in either database whether it is Chempax or Microsoft Dynamics 365 and SYNC only those changes in the data within either system

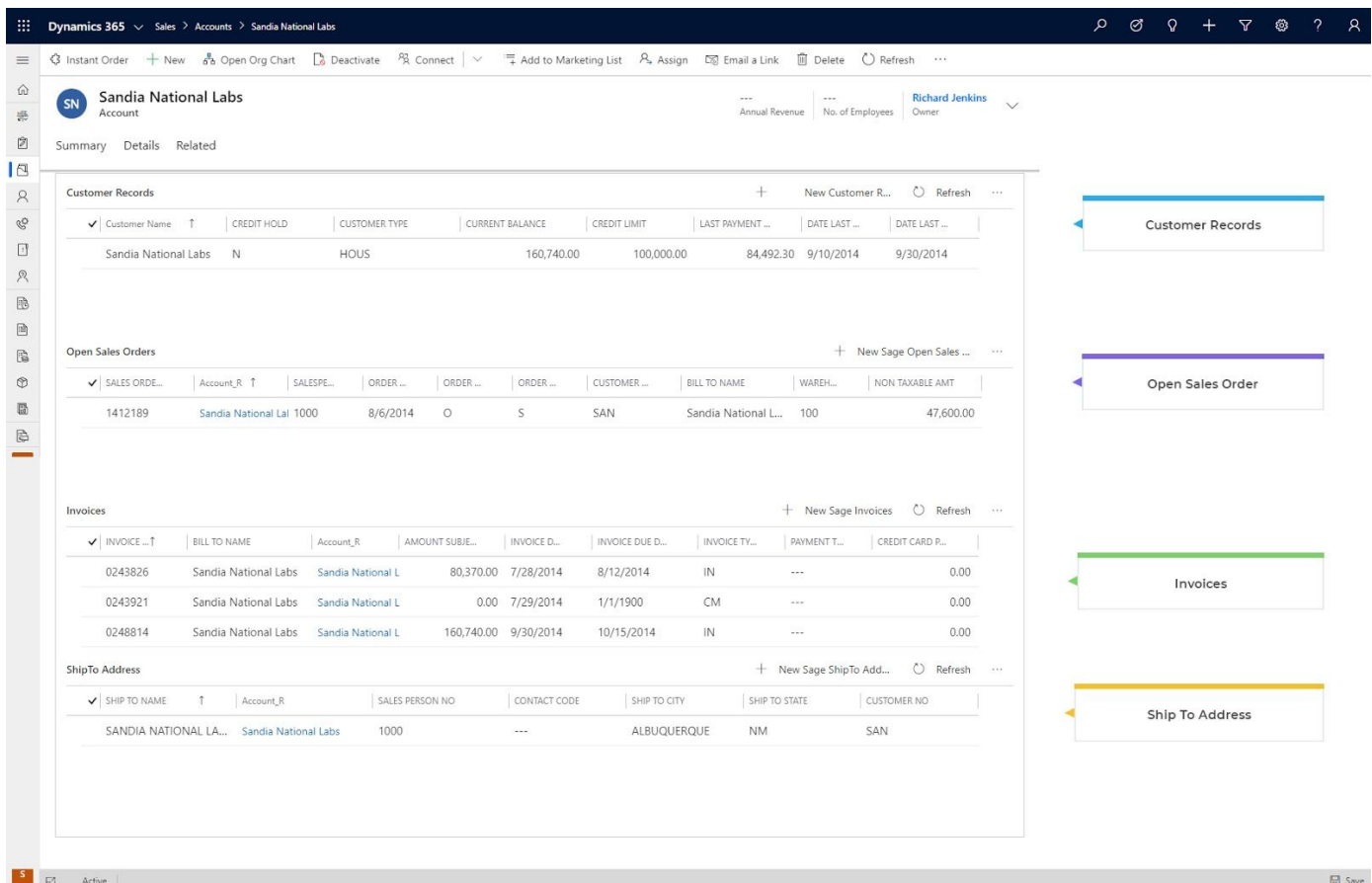
***What if I have an existing Microsoft Dynamics 365 database?***

When you have existing data in both systems(Chempax and Microsoft Dynamics 365) the following steps will take place, first, the data will need to be backed up, second, you will come to a point when integrating the data and you will have to do deduplication on 3 items that we have a native function inside our Commerciant SYNC app that also leverages artificial intelligence(AI) for following items listed below:

- Accounts: Deduplication happens here when customer names are spelled incorrectly and deduplication for child-parent relationships, form part of the standard purchase of Commerciant SYNC at no additional costs.
- Customers: They need deduplication as there are customers with no accounts that are contacts and there is an AI for this.
- Products/Items: Deduplication happens for this when there is a different item description over the same product.

## What does SYNC offer?

Customers in Chempax are integrated into Microsoft Dynamics 365. The first item to be SYNCed is your **AR Customer Record** and once this is completed, all the fields can be shown. Customers Ship To and Bill To address in Chempax are merged into Microsoft Dynamics 365, which can be displayed according to their needs. By clicking on the Chempax Customer Record, you can see all the fields that are synchronized.



The screenshot displays the Microsoft Dynamics 365 interface for the 'Sandia National Labs' account. The account is owned by Richard Jenkins. The interface includes several tabs: Summary, Details, and Related. The 'Details' tab is active, showing four main sections: Customer Records, Open Sales Orders, Invoices, and Ship To Address. Each section has a table of data and a 'New Sage' button. To the right of the main content area, there are four colored boxes with arrows pointing to the corresponding sections: Customer Records (blue), Open Sales Order (purple), Invoices (green), and Ship To Address (yellow).

| Customer Name        | CREDIT HOLD | CUSTOMER TYPE | CURRENT BALANCE | CREDIT LIMIT | LAST PAYMENT ... | DATE LAST ... | DATE LAST ... |
|----------------------|-------------|---------------|-----------------|--------------|------------------|---------------|---------------|
| Sandia National Labs | N           | HOUS          | 160,740.00      | 100,000.00   | 84,492.30        | 9/10/2014     | 9/30/2014     |

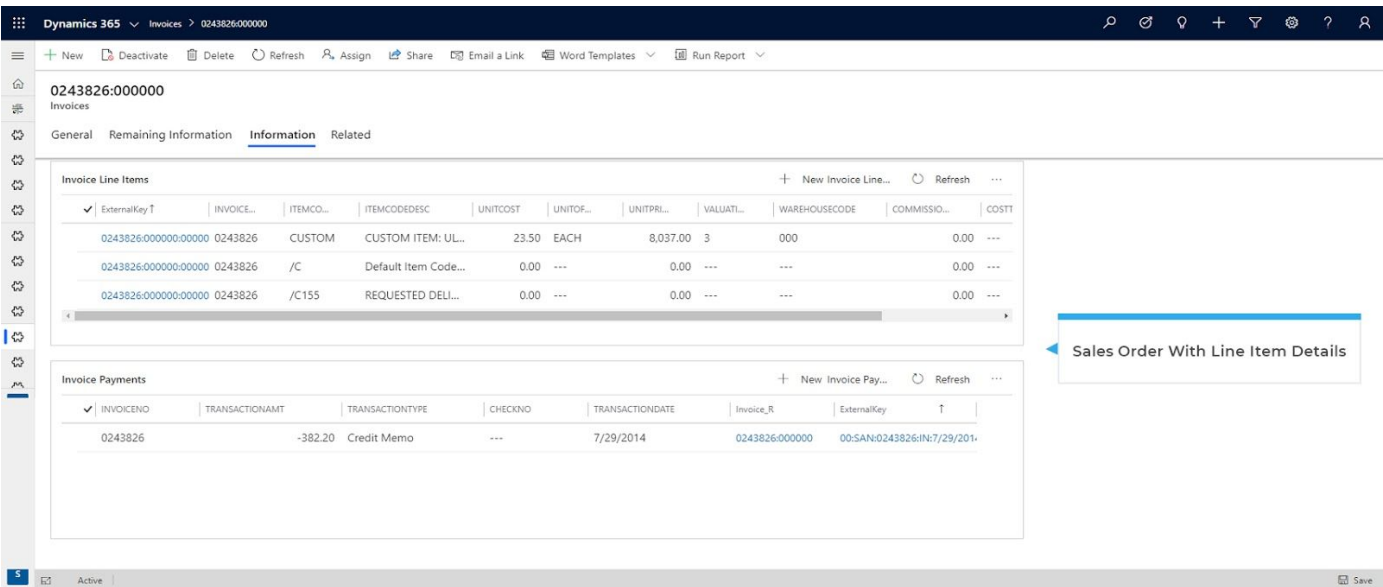
| SALES ORDE... | Account_R           | SALESPE... | ORDER ... | ORDER ... | ORDER ... | CUSTOMER ... | BILL TO NAME         | WAREH... | NON TAXABLE AMT |
|---------------|---------------------|------------|-----------|-----------|-----------|--------------|----------------------|----------|-----------------|
| 1412189       | Sandia National Lal | 1000       | 8/6/2014  | O         | S         | SAN          | Sandia National L... | 100      | 47,600.00       |

| INVOICE ... | BILL TO NAME         | Account_R         | AMOUNT SUBJE... | INVOICE D... | INVOICE DUE D... | INVOICE TY... | PAYMENT T... | CREDIT CARD P... |
|-------------|----------------------|-------------------|-----------------|--------------|------------------|---------------|--------------|------------------|
| 0243826     | Sandia National Labs | Sandia National L | 80,370.00       | 7/28/2014    | 8/12/2014        | IN            | ---          | 0.00             |
| 0243921     | Sandia National Labs | Sandia National L | 0.00            | 7/29/2014    | 1/1/1900         | CM            | ---          | 0.00             |
| 0248814     | Sandia National Labs | Sandia National L | 160,740.00      | 9/30/2014    | 10/15/2014       | IN            | ---          | 0.00             |

| SHIP TO NAME          | Account_R            | SALES PERSON NO | CONTACT CODE | SHIP TO CITY | SHIP TO STATE | CUSTOMER NO |
|-----------------------|----------------------|-----------------|--------------|--------------|---------------|-------------|
| SANDIA NATIONAL LA... | Sandia National Labs | 1000            | ---          | ALBUQUERQUE  | NM            | SAN         |

## Sales Order With Line Item Details

Once the Customer Record is in Microsoft Dynamics 365, Commerciant then SYNCs the **Sales Orders and their Detail Lines** which relates them to the corresponding Microsoft Dynamics 365 Account record. A customer object is then created in Microsoft Dynamics 365 as the Sales Order data and Invoice Sales Order data is combined into one, since each customer's needs are unique. This allows customers to see their invoices that have their orders and details as well as, viewing the different statuses of their sales orders as they change in Chempax. When removing Chempax Sales Order data that has been canceled from Microsoft Dynamics 365, it performs automatically.



The screenshot displays the Microsoft Dynamics 365 interface for an invoice. The top navigation bar shows 'Dynamics 365' and 'Invoices > 0243826:000000'. The left sidebar contains navigation icons. The main content area is titled '0243826:000000 Invoices' and has tabs for 'General', 'Remaining Information', 'Information', and 'Related'. The 'Information' tab is active, showing 'Invoice Line Items' and 'Invoice Payments' sections.

**Invoice Line Items**

| ExternalKey T         | INVOICE... | ITEMCO... | ITEMCODEDESC         | UNITCOST | UNITOF... | UNITPR... | VALUAT... | WAREHOUSECODE | COMMISSIO... | COST |
|-----------------------|------------|-----------|----------------------|----------|-----------|-----------|-----------|---------------|--------------|------|
| 0243826:000000:000000 | 0243826    | CUSTOM    | CUSTOM ITEM: UL...   | 23.50    | EACH      | 8,037.00  | 3         | 000           | 0.00         | ---  |
| 0243826:000000:000000 | 0243826    | /C        | Default Item Code... | 0.00     | ---       | 0.00      | ---       | ---           | 0.00         | ---  |
| 0243826:000000:000000 | 0243826    | /C155     | REQUESTED DELI...    | 0.00     | ---       | 0.00      | ---       | ---           | 0.00         | ---  |

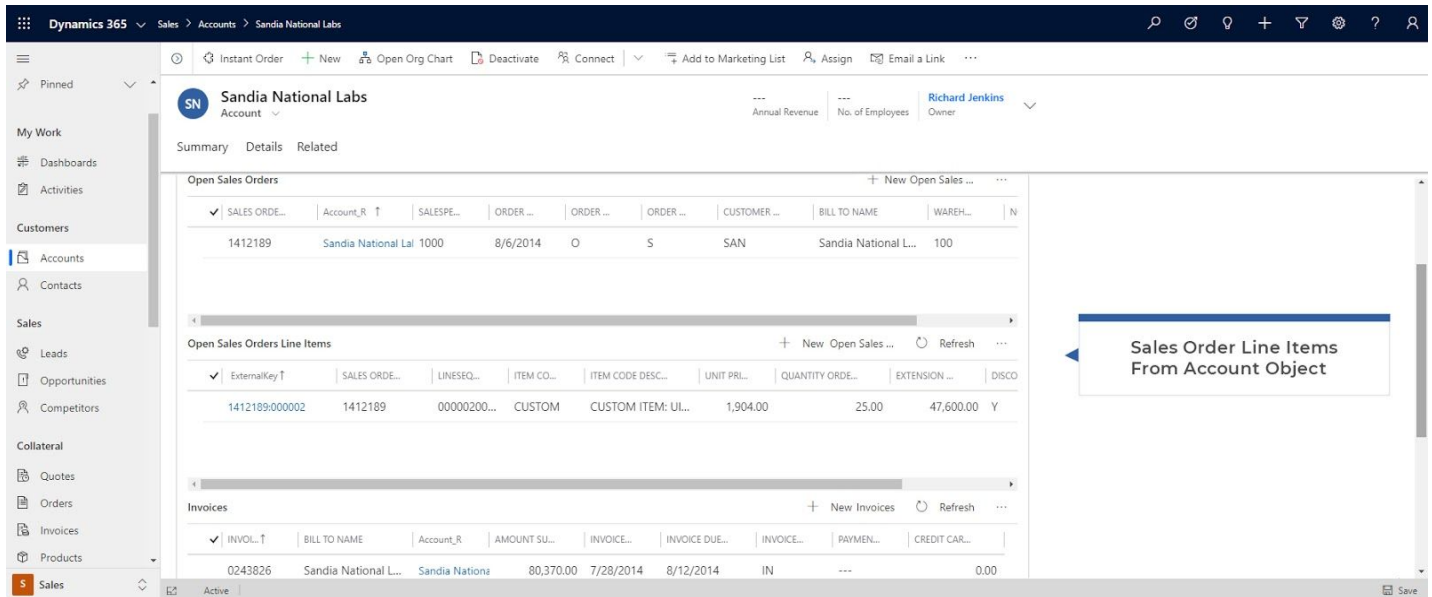
**Invoice Payments**

| INVOICEID | TRANSACTIONAMT | TRANSACTIONTYPE | CHECKNO | TRANSACTIONDATE | Invoice_R      | ExternalKey                 |
|-----------|----------------|-----------------|---------|-----------------|----------------|-----------------------------|
| 0243826   | -382.20        | Credit Memo     | ---     | 7/29/2014       | 0243826:000000 | 00:SAN:0243826:IN:7/29/2014 |

A blue callout box on the right side of the screenshot points to the 'Invoice Line Items' table with the text 'Sales Order With Line Item Details'.

## Sales Order Screen Showing Account Object

Commerciant has designed the relationships with the data objects in Microsoft Dynamics 365 that can give you the freedom to decide which objects you would like to display on the screen. You are always able to click to other **parents- or child-related objects**. For instance, an Admin user can remove the Sales Orders from the Account screen but leave their **Detail Lines**. This allows our customers to see what was sold and shipped from the main account screen. By clicking on the Sales Order link on the detail line, they can view the full Sales Order.



The screenshot shows the Microsoft Dynamics 365 interface for the 'Sandia National Labs' account. The left sidebar contains navigation options like 'My Work', 'Customers', 'Sales', and 'Collateral'. The main content area displays the 'Open Sales Orders' section, which includes a table of sales orders and a detailed view of a specific sales order line item. A callout box on the right side of the screen points to the 'Sales Order Line Items' section, indicating that these items are derived from the account object.

| SALES ORDE... | Account_R ↑         | SALESPE... | ORDER ... | ORDER ... | ORDER ... | CUSTOMER ... | BILL TO NAME         | WAREH... | N |
|---------------|---------------------|------------|-----------|-----------|-----------|--------------|----------------------|----------|---|
| 1412189       | Sandia National Lab | 1000       | 8/6/2014  | O         | S         | SAN          | Sandia National L... | 100      |   |

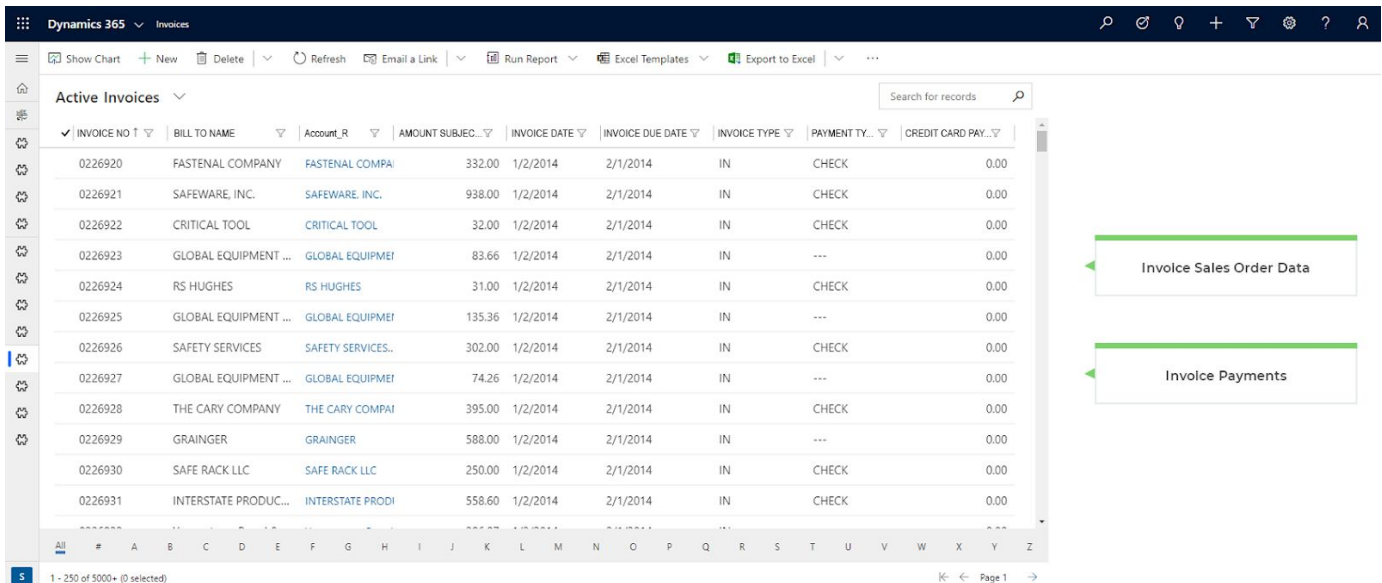
| ExternalKey ↑  | SALES ORDE... | LINESEQ...  | ITEM CO... | ITEM CODE DESC...  | UNIT PRI... | QUANTITY ORDE... | EXTENSION ... | DISCO |
|----------------|---------------|-------------|------------|--------------------|-------------|------------------|---------------|-------|
| 1412189:000002 | 1412189       | 00000200... | CUSTOM     | CUSTOM ITEM: UI... | 1,904.00    | 25.00            | 47,600.00     | Y     |

| INVOI... ↑ | BILL TO NAME         | Account_R      | AMOUNT SU... | INVOICE... | INVOICE DUE... | INVOICE... | PAYMEN... | CREDIT CAR... |
|------------|----------------------|----------------|--------------|------------|----------------|------------|-----------|---------------|
| 0243826    | Sandia National L... | Sandia Nationa | 80,370.00    | 7/28/2014  | 8/12/2014      | IN         | ---       | 0.00          |

## The AR Invoice

- The AR Invoice is a record that is synced and related to the **Invoiced Sales Order Data**, and **Invoice Payments**.
- The AR Invoice data is useful for identifying unpaid invoices and locating the data, in which the customer needs to pay for the services used.
- The other records which are used in SYNC include the **AR Customer Ship to Tax Exemptions**, **Item Master**, and **Item Warehouse**.
- The **Item Master** is used to create **Microsoft Dynamics 365 Products** by Commerciant and links the entire **Item** and **Warehouse** records to the **Product**.
- This gives you the ability to have accurate product data and Inventory availability. In addition, you can **SYNC any Database, table, or view**.



The screenshot shows the 'Active Invoices' table in Microsoft Dynamics 365. The table has columns for INVOICE NO, BILL TO NAME, Account, AMOUNT, INVOICE DATE, INVOICE DUE DATE, INVOICE TYPE, PAYMENT TYPE, and CREDIT CARD PAY. Annotations on the right side of the table point to specific data: 'Invoice Sales Order Data' points to the 'INVOICE NO' column, and 'Invoice Payments' points to the 'PAYMENT TYPE' column.

| INVOICE NO | BILL TO NAME         | Account          | AMOUNT | INVOICE DATE | INVOICE DUE DATE | INVOICE TYPE | PAYMENT TYPE | CREDIT CARD PAY |
|------------|----------------------|------------------|--------|--------------|------------------|--------------|--------------|-----------------|
| 0226920    | FASTENAL COMPANY     | FASTENAL COMPA   | 332.00 | 1/2/2014     | 2/1/2014         | IN           | CHECK        | 0.00            |
| 0226921    | SAFEWARE, INC.       | SAFEWARE, INC.   | 938.00 | 1/2/2014     | 2/1/2014         | IN           | CHECK        | 0.00            |
| 0226922    | CRITICAL TOOL        | CRITICAL TOOL    | 32.00  | 1/2/2014     | 2/1/2014         | IN           | CHECK        | 0.00            |
| 0226923    | GLOBAL EQUIPMENT ... | GLOBAL EQUIPMEI  | 83.66  | 1/2/2014     | 2/1/2014         | IN           | ---          | 0.00            |
| 0226924    | RS HUGHES            | RS HUGHES        | 31.00  | 1/2/2014     | 2/1/2014         | IN           | CHECK        | 0.00            |
| 0226925    | GLOBAL EQUIPMENT ... | GLOBAL EQUIPMEI  | 135.36 | 1/2/2014     | 2/1/2014         | IN           | ---          | 0.00            |
| 0226926    | SAFETY SERVICES      | SAFETY SERVICES. | 302.00 | 1/2/2014     | 2/1/2014         | IN           | CHECK        | 0.00            |
| 0226927    | GLOBAL EQUIPMENT ... | GLOBAL EQUIPMEI  | 74.26  | 1/2/2014     | 2/1/2014         | IN           | ---          | 0.00            |
| 0226928    | THE CARY COMPANY     | THE CARY COMPA   | 395.00 | 1/2/2014     | 2/1/2014         | IN           | CHECK        | 0.00            |
| 0226929    | GRAINGER             | GRAINGER         | 588.00 | 1/2/2014     | 2/1/2014         | IN           | ---          | 0.00            |
| 0226930    | SAFE RACK LLC        | SAFE RACK LLC    | 250.00 | 1/2/2014     | 2/1/2014         | IN           | CHECK        | 0.00            |
| 0226931    | INTERSTATE PRODUC... | INTERSTATE PRODI | 558.60 | 1/2/2014     | 2/1/2014         | IN           | CHECK        | 0.00            |

***Can I limit or control the data that I SYNC?***

Yes. Commerciant has created an open methodology of allowing you to control the filtering of data in the SQL WHERE statement while maintaining the integrity of relationship mapping and efficient syncing methodologies. Within the WHERE you can perform sub-queries, filters, and cross-table and cross-database sub-queries to affect the rules. In addition, you can also map custom tables or views. (Charges may apply).

***What else does Commerciant do with Microsoft Dynamics 365?***

Data synchronization is the first step towards a total solution. Ask about these additional modules for Chempax:

- Quote Processing
- Web-based Product Configurator
- Opportunity and Quote -> Sales Order Conversion
- Products and Price Book SYNC
- Product Record Types
- Cases with Serial Numbers Invoiced and Service Orders
- Opportunity Commissions Calculations based on Chempax Invoices
- Automatic Chempax Sales Order Email Engine
- Automatic Invoice Email Engine
- Dealer/ Wholesaler Self-Service Portal
- Custom Data Synchronization
- Account Conversion to Chempax AR Customer

***Company Information:***

Commerciant is a cloud-based company that connects Microsoft Dynamics 365 directly to your Chempax system. Our open SYNC Agent works with software such as Epicor, SYSPRO, Traverse, and other ERP accounting systems. Commerciant improves the efficiency of getting CRM, B2B, and B2C eCommerce orders directly into your accounting system in real-time, with all of the associated business rules.

For more information, please use the Contact Us link on <http://www.commerciant.com>