

SATORI REPORTING & DATA WAREHOUSE

TURNKEY NETSUITE REPORTING IN POWER BI

WWW.SATORITECHLLC.COM

Built for
ORACLE®
NETSUITE



Hybrid SuiteApp

Satori Reporting
Turnkey NetSuite
Reporting in
Power BI

ORACLE®
NETSUITE



Satori Data Warehouse
Turnkey NetSuite Data
Warehouse

ORACLE®
NETSUITE



ABOUT SATORI REPORTING




Josh LaSov, Founder & CEO

josh@satoritechllc.com

410.804.5725

www.satoritechllc.com

- Certified NetSuite ERP Consultant
- 100+ NetSuite Implementations / Projects
- 100+ NetSuite customers
- 10+ years of management consulting and reporting/analytics experience



The Custom Goods Companies
Custom Goods • Custom Air Trucking • Customs Air Warehouse



Additional Supporting Team: NetSuite certified developers, implementers & BI experts

SATORI REPORTING KEY CUSTOMER USE CASES

AFTER COMPLETING 100+ NETSUITE AND 100+ EPM
IMPLEMENTATIONS, OUR NETSUITE CUSTOMERS
KEPT EXPERIENCING THE SAME BREAKING POINTS...

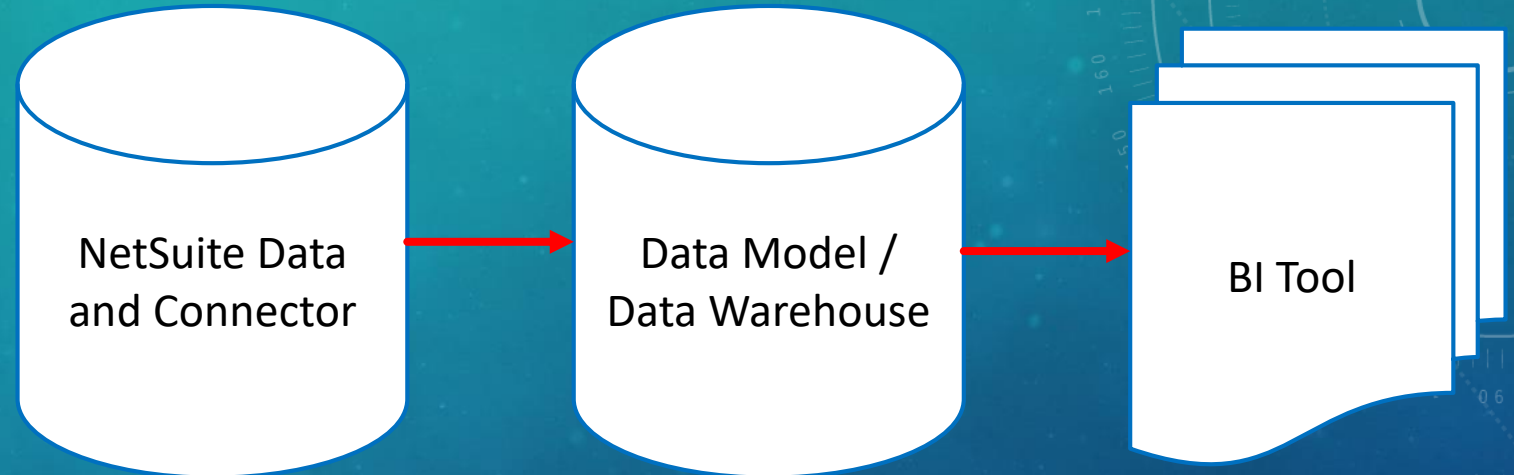
NetSuite Reporting Challenges	Use Cases
1. Unlimited Joins across records/transactions	NetSuite Saved Searches limit you to one join – Satori Reporting supports unlimited joins. See your data end-to-end! Ex. Join Customers, Items, Sales Orders, Invoices and Returns in one report
2. One Reporting Tool for All Disparate Data Sources	One Version of the truth! Join Data from any source. Ex. Salesforce, Google Analytics, Historical Data
3. Modeling/Analytics “Solve for Specific Business Problems/Questions”	PowerBI is excel on steroids with tons of modeling and formula capabilities Examples: Predictive Analytics True GM Profitability Cash-Flow Scenario Planning Sentiment Analysis (machine learning)
4. External Facing Dashboards	Provide non-NetSuite users access to the data (i.e. customers, sales reps, vendors)
5. Optimize User Licenses	PowerBI user licenses are only \$10/month
6. Automate Reporting + Excel Reduction/Elimination	Our reports/dashboards in PowerBI automatically refresh (reducing time spent by 50-100%) and getting you out of excel hell
7. Data back-up / Disaster Recovery	Have access to your data to run your business even if NetSuite is unavailable. How much would a day of NetSuite being down cost your business?

THE VALUE OF TURNKEY BI

We always recommend PowerBI because:

- #1 Ranked BI Tool
- Pro version only costs \$10/month per user
- Microsoft PowerBI = Excel 2.0! (small learning curve)

Figure 1. Magic Quadrant for Analytics and Business Intelligence Platforms



1. Purchase and Implement Connector

2. Construct Data Model - this can take 6-12 months and \$100k+. This took us 2000+ hours.

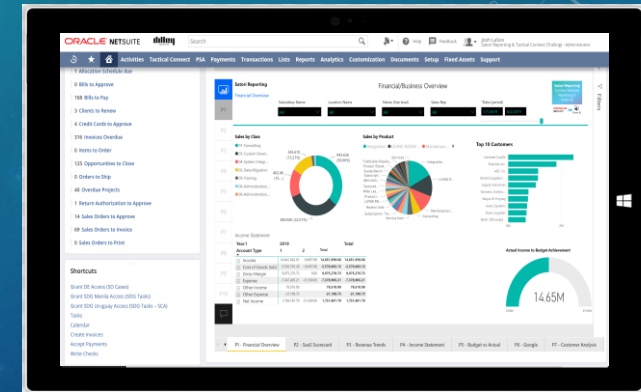
3. On-going data model maintenance as NetSuite and BI tool update

4. Only when #1-3 are complete, can you start to build dashboards / reports

Conclusion: Don't start from scratch! It's a really expensive, time consuming and most of the time unsuccessful.

WHAT IS SATORI REPORTING FOR NETSUITE?

What's Included	Details
NetSuite Connector	<p>Automated process for exporting NetSuite Saved Search Data</p> <p>Automated data refresh: Up to every 15 minute</p>
Embed PowerBI Dashboards in NetSuite Portlets	Ability to embed and interact with PowerBI dashboards in NetSuite portlets
NetSuite Common Data Model	<p>Pre-built NetSuite data model with the full ETL process ready to go in <2 weeks. The data model includes:</p> <ol style="list-style-type: none"> 1. 100% of Your NetSuite Transactions @ Line Level 2. 11 NetSuite Record Types 3. Time Dimensions 4. >30 measures 5. URL drill back to view all original transactions 6. Google Analytics & Adwords
Dashboard/Report Starter Pack	Starter pack of prebuilt reports (Income statement, financial overview, budget vs actual, customer analysis, etc.)
Budget/Forecast Import	Ability to import and report across unlimited budget/forecast versions via a standardized import template
Training	Satori Reporting/PowerBI training – you will be able to build your own reports after this training!



TOTAL COST OF OWNERSHIP

Component	Satori Reporting (entry level)	Satori Reporting + Data Warehouse	Competition: Other BI Solutions/Partners
Annual Price	\$15k/year 30-day money back guarantee (price also includes connector, support and maintenance)	\$35k/year 30-day money back guarantee (price also includes connector, data warehouse costs, support and maintenance)	NetSuite Connector fees – ODBC \$5k+/year or Tactical Connect is \$5k/year Data warehouse - \$30-60k/year
Implementation	\$0 and <2 weeks	\$0 and <2 weeks	\$50-100k to build model over 6-12 months
Consulting/Customizations	\$225/hr	\$225/hr	\$225/hr
Data Refresh Frequency	Daily	Hourly	Often only daily (ODBC struggles more than daily)
Data Size	1GB of condensed data (~20M rows)	Unlimited	Depends on BI tool and use of warehouse
Additional Details	<ul style="list-style-type: none"> Customer can build their own reports/measures in Power BI. Satori manages the model. 	<ul style="list-style-type: none"> Customer can build their own reports/measures in Power BI. Satori manages the model. Customer has read access to SQL 	We've taken over many failed BI projects because our customers originally went with a BI partner (before they heard of us) with little to no NetSuite experience and thought they could build a NetSuite data model from scratch.
Additional Costs to Consider	<ul style="list-style-type: none"> Azure Blob Container ~\$1/month Power BI Pro Licenses - \$10/user/month Power BI Training 	<ul style="list-style-type: none"> Azure Blob Container ~\$3/month More Azure Power needed if 50+ PBI users and/or 500-1M rows of hourly data (\$15+/month) Power BI Pro Licenses - \$10/user/month Power BI Training 	<ul style="list-style-type: none"> Ability to keep up with NetSuite changes? Will your data model break? BI Tool Per User Costs BI Tool Training

APPENDIX: SATORI DATA WAREHOUSE PROCESS FLOW

