

SATORI REPORTING & DATA WAREHOUSE

TURNKEY NETSUITE REPORTING IN POWER BI

WWW.SATORITECHLLC.COM

Built for
ORACLE®
NETSUITE



Hybrid SuiteApp

Satori Reporting
Turnkey NetSuite
Reporting in
Power BI

ORACLE®
NETSUITE



Satori Data Warehouse
Turnkey NetSuite Data
Warehouse

ORACLE®
NETSUITE



YOUR SATORI REPORTING TEAM




Josh LaSov

Founder & CEO

josh@satoritechllc.com

410.804.5725

- Certified NetSuite ERP Consultant
- 100+ NetSuite Implementations / Projects
- 10+ years of management consulting and reporting/analytics experience



Additional Supporting Team: NetSuite certified developers, implementers & BI experts

SATORI REPORTING KEY CUSTOMER USE CASES


AFTER COMPLETING 100+ NETSUITE AND 100+
EPM IMPLEMENTATIONS, OUR NETSUITE
CUSTOMERS KEPT EXPERIENCING THE SAME
BREAKING POINTS...

NetSuite Reporting Challenges	Use Cases
1. Unlimited Joins across records/transactions	<p>NetSuite Saved Searches limit you to one join – Satori Reporting supports unlimited joins. See your data end-to-end!</p> <p>Ex. Join Customers, Items, Sales Orders, Invoices and Returns in one report</p>
2. One Reporting Tool for All Disparate Data Sources	<p>One Version of the truth!</p> <p>Ex. Join Salesforce, Google Analytics, Historical Data and so many more with your Netsuite Data</p>
3. Modeling/Analytics “Solve for Specific Business Problems/Questions”	<p>PowerBI is excel on steroids with tons of modeling and formula capabilities</p> <p>Examples: Rev Rec Forecasting Customer, Item & Transaction Level Profitability Predictive Analytics Mapping Overlaying Demographics</p>
4. External Facing Dashboards	<p>Ex. Vendor PO reports, Customer order tracking</p>
5. Optimize User Licenses	<p>PowerBI user licenses are only \$10/month</p>
6. Time to Prepare and Update Power BI Dashboards, Excel and PowerPoint	<p>Our reports/dashboards in PowerBI automatically refresh (reducing time spent preparing reports by 50-100%)</p>
7. Data back-up / Disaster Recovery	<p>Have access to your data to run your business even if NetSuite is unavailable. How much would a day of NetSuite being down cost your business?</p>

RANKING OF BI TOOLS

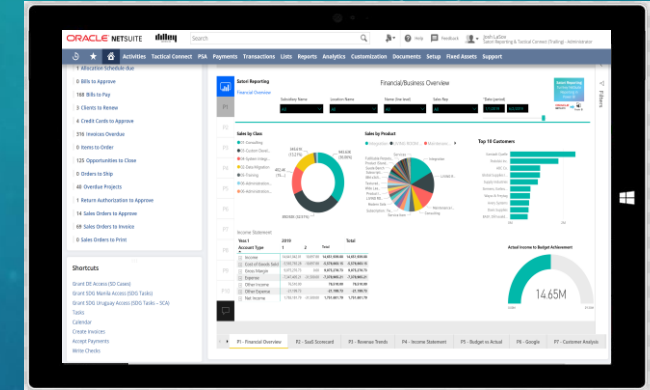
We always recommend PowerBI because:

- #1 Ranked BI Tool
- Pro version only costs \$10/month per user
- Microsoft PowerBI = Excel 2.0! (small learning curve)



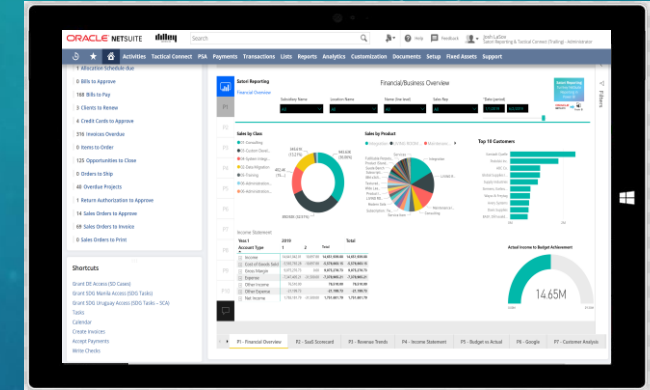
WHAT IS SATORI REPORTING FOR NETSUITE?

What's Included	Details
NetSuite Integration Application	<p>Automated process for exporting NetSuite Saved Search Data</p> <p>Automated data refresh: Up to every 15 minute</p>
Embed PowerBI Dashboards in NetSuite Portlets	Ability to embed and interact with PowerBI dashboards in NetSuite portlets
NetSuite Common Data Model	<p>Automated process for importing NetSuite data into a pre-built data model that replicates NetSuite in PowerBI, includes:</p> <ol style="list-style-type: none"> 1. 100% of Your NetSuite Transactions @ Line Level 2. 11 NetSuite Record Types 3. Time Dimensions 4. >15 measures 5. URL drill back to view all original transactions 6. Google Analytics & Adwords
Dashboard/Report Starter Pack	Starter pack of prebuilt reports (Income statement, financial overview, budget vs actual, customer analysis, etc.)
Budget/Forecast Import	Ability to import and report across unlimited budget/forecast versions via a standardized import template
Training	Satori Reporting/PowerBI training – you will be able to build all your own reports after this training!



WHAT IS SATORI REPORTING FOR NETSUITE?

What's Included	Details
NetSuite Integration Application	<p>Automated process for exporting NetSuite Saved Search Data</p> <p>Automated data refresh: Up to every 15 minute</p>
Embed PowerBI Dashboards in NetSuite Portlets	Ability to embed and interact with PowerBI dashboards in NetSuite portlets
NetSuite Data Model in PowerBI	<p>Automated process for importing NetSuite data into a pre-built data model that replicates NetSuite in PowerBI, includes:</p> <ol style="list-style-type: none"> 1. 100% of Your NetSuite Transactions @ Line Level 2. 11 NetSuite Record Types 3. Time Dimensions 4. >15 measures 5. URL drill back to view all original transactions 6. Google Analytics & Adwords
Dashboard/Report Starter Pack	Starter pack of prebuilt reports (Income statement, financial overview, budget vs actual, customer analysis, etc.)
Budget/Forecast Import	Ability to import and report across unlimited budget/forecast versions via a standardized import template
Training	Satori Reporting/PowerBI training – you will be able to build all your own reports after this training!



Pricing:

1. Satori Reporting via Power BI

Daily refresh with <20M rows of data:

- \$15k/year (annual fee)
- \$225/hr for customizations based on requirements gathering

OR

2. Satori Reporting + Data Warehouse

Multiple times a day refresh, numerous integrations, complex modeling requirements and/or >20M rows of data:

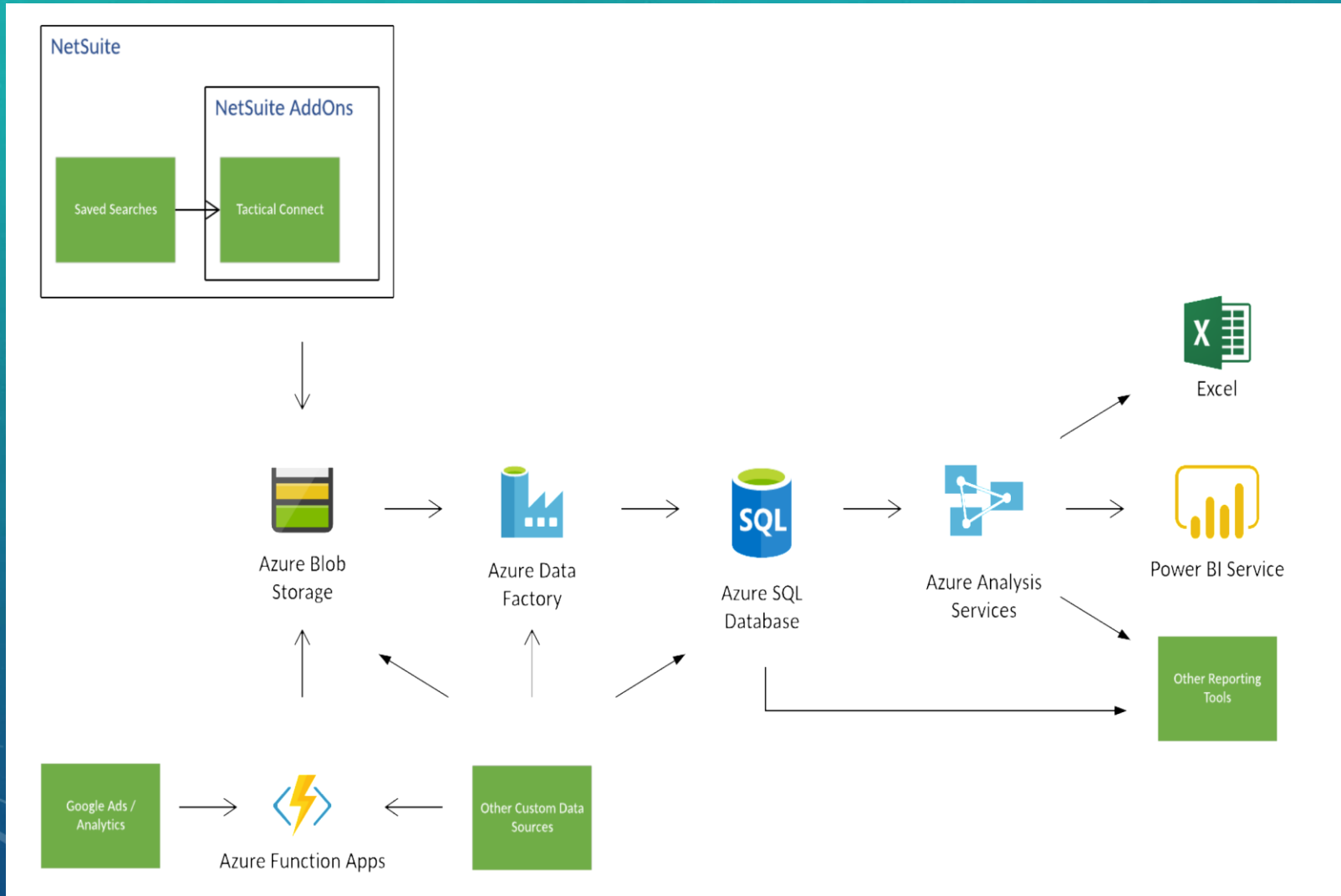
- \$30k/year (annual fee)
- \$5-6k/year (Microsoft Infrastructure)
- \$225/hr for customizations based on requirements gathering

Power BI Training

2-day comprehensive course (end user) - \$3,000

5-day comprehensive course (power user) - \$7,500

SATORI DATA WAREHOUSE PROCESS FLOW



Microsoft Costs (payable directly to Microsoft):

- Azure Storage Account [likely less than \$50/month - depends on data volumes]
- Azure Data Factory [approximately \$85/month - depends upon refresh frequency - assumes 12 refreshes per day, less refreshes will bring this fee down]
- Azure SQL Database [starting at \$15/month, but strongly recommend higher level for production use – S1 at \$30/month]
- Azure Analysis Services [starting at \$314/month]
- Optional (for Google Analytics/Ads data only): Azure Function App [\$0 - most usage falls under the free tier for this Azure service]
- **Total:**
(\$50 + \$85 + \$30 + \$314) = \$479/month = \$5,748/Year

*Your existing on premises SQL servers could be used for some of these pieces. It will require some work to re-engineer this process to not depend upon Azure.