




Report Bee

HAPPIER TEACHING STAFF



90% effort reduction in Report Card and class
marksheets



Calculation errors eliminated



Instantly downloadable exam analysis
reports



Real-time dashboard of student performance

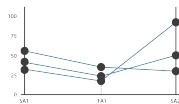


Product designed for teachers as primary
users

HAPPIER PARENTS



Beautiful Report Cards



Child's learning graph



Marks, attendance, homework, invitations and other important updates



Better reporting and communication of child's progress

HAPPIER MANAGEMENT



Performance data is safe and secure



Real-time student performance dashboard




Less stress in review of work



Data driven feedback



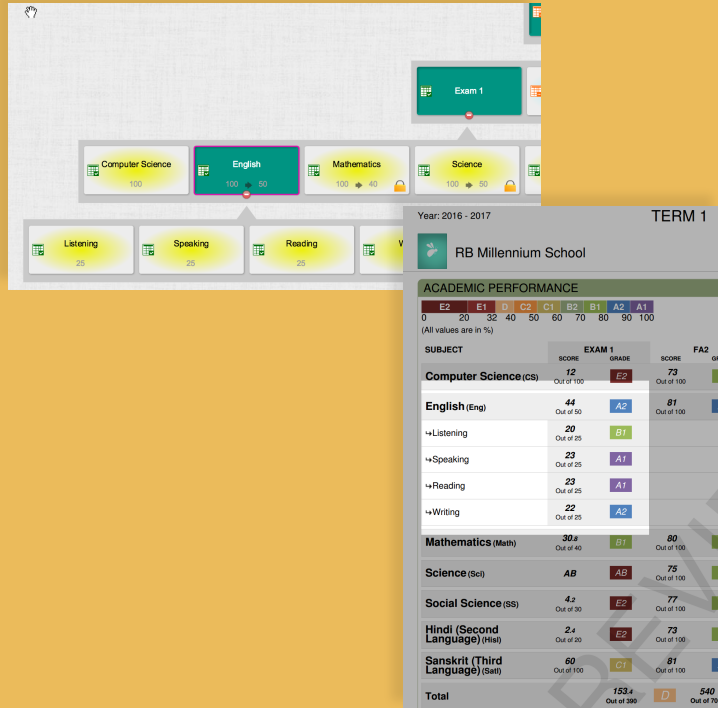
Go Digital, Paperless and Mobile



How does Report Bee provide these Benefits ??



CONCEPT LEVEL RECORDING & REPORTING



Stakeholder: Teachers

Features of Concept Level recording & reporting:

Granularity:

Record student performance at a concept level to get a better understanding of the weak and strong areas of a student or class

Error-free Conversion:

Record marks in the original scores and use the convert score option for error free and instant mark conversion

Quantitative & Qualitative:

Record student performance in marks or grades. Subject teachers can also add personalized remarks for every student for general record keeping or display on the student report card



REPORT GENERATION MADE EASY

Stakeholder: Teachers

Features of our student and class reports:

Reduce stress and time:

Student Report Cards with correct formatting and uniformity can be generated for the entire school within a few seconds

In-Depth Customization:

Student Report Cards are fully customizable to meet the school's reporting requirements

Excel and PDF format:

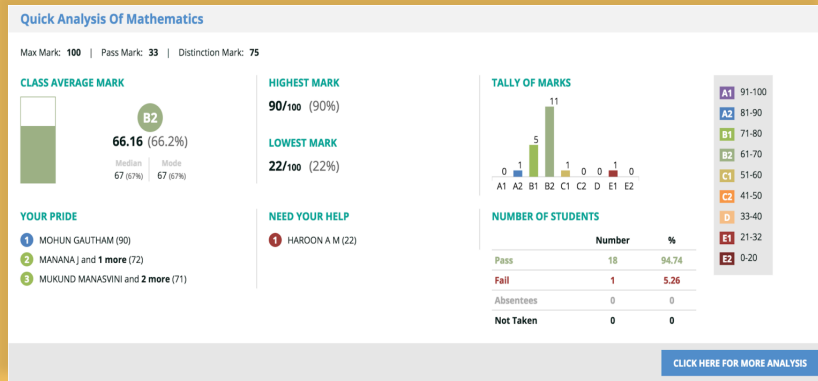
Report data is available to download in Excel format while the report can be downloaded in PDF format

Lock and Sign-off:

Reports are frozen once marks are locked and sign-off is done



INSTANT ANALYSIS



Stakeholder: Teachers

Features of the analysis for teachers:

Quick Analysis:

Instant analysis of class performance shown to subject teachers as soon as mark entry is complete (tally of marks included)

Access from anywhere and available anytime:

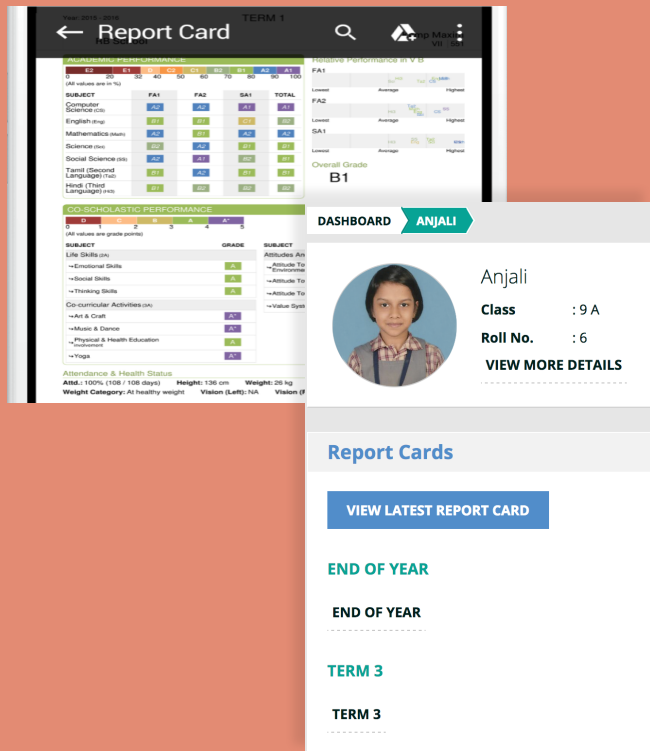
Analysis can be viewed anytime using any internet enabled device. Teachers need not save and store local copies of reports

Historic Analysis:

Teachers can easily toggle between present and previous academic years to view the past analysis of student performances



ACCESS ON WEB AND MOBILE



Stakeholder: Parents

Features of the web portal:

Report Cards:

Parents can view the latest & all previous report cards for their child on the web portal for parents

Safe and Secure:

Login to parents is allowed using only the registered mobile number and an OTP to ensure that a parent can view only his/her child's details

Emails:

School can also send the report card as an email attachment to the parents

Latest Updates:

Apart from Report Cards, news letters and other documents can also be sent to parents on the mobile app



ADVANCED ANALYTICS

Stakeholder: Parents

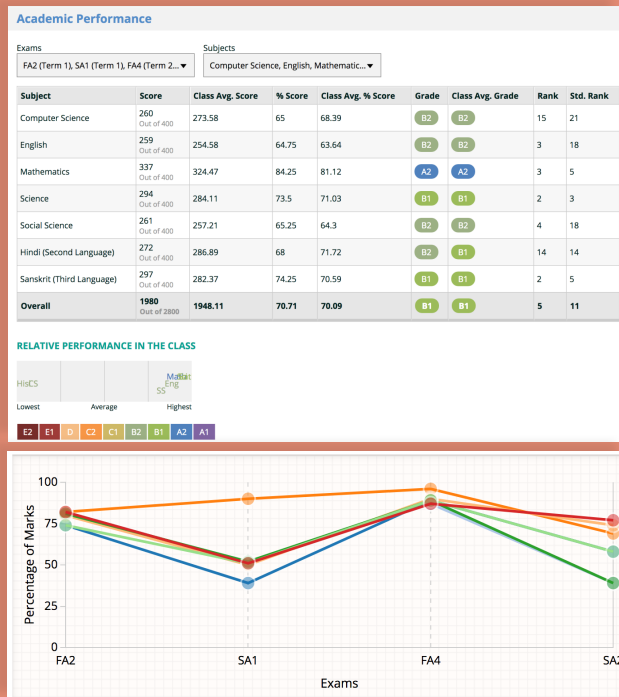
Features of the advanced analytics for parents:

Learning Curve:

Parents can track the learning curve of their child for each subject at various stages in the academic year

Advanced Analysis:

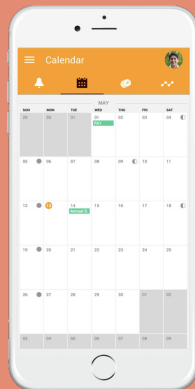
Along with marks, parents can use advanced analysis to gauge performance of their child relative to the class using class rank, standard rank and our unique DNA feature



RICH NOTIFICATIONS

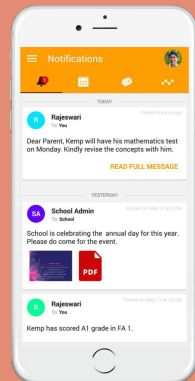
SCHOOL CALENDAR

Enter details of your school event once. Parents are notified and reminded automatically.



NOTIFICATION

Send reminders on tests, homework and other school information as mobile notifications to parents free of charge!



Stakeholder: Parents

Features of the Mobile App:

Reduce Cost:

Reduce the cost of SMS but sending rich notifications to parents that allow unlimited text length and ability to include attachments

Proactive Communication:

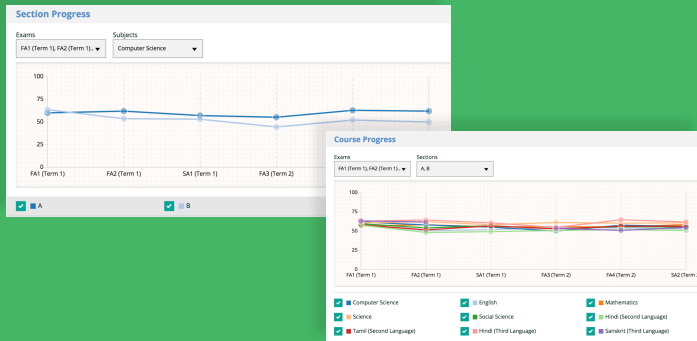
Mark important school events such as Parent Teacher Meets, Annual Day, Sports Day and other school events on the School Calendar. Parents can browse the calendar anytime and also receive smart alerts on dates close to the events



STUDENT PERFORMANCE DASHBOARD

SA2 (TERM 2)

Subject	Grade Distribution										Avg. Grade	Avg. % Score	Highest % Score	Lowest % Score	Fail %	Pass %	Distinction %	
	A1	A2	A3	A4	A5	A6	A7	A8	A9	A10								
Computer Science	0	0	0	0	0	0	0	0	0	0	C1	56	93	21	0	100	0	MORE
English	0	0	0	0	0	0	0	0	0	0	C1	52.5	95	21	0	100	0	MORE
Mathematics	0	0	0	0	0	0	0	0	0	0	C1	58.3	94	20	0	100	0	MORE
Science	0	0	0	0	0	0	0	0	0	0	B2	60.6	93	21	0	100	0	MORE
Social Science	0	0	0	0	0	0	0	0	0	0	C1	55.1	95	25	0	100	0	MORE
Hindi (Second Language)	0	0	0	0	0	0	0	0	0	0	C1	50.6	92	22	0	100	0	MORE
Tamil (Second Language)	0	0	0	0	0	0	0	0	0	0	C1	56.1	94	30	0	100	0	MORE
Hindi (Third Language)	0	0	0	0	0	0	0	0	0	0	B2	61.6	94	23	0	100	0	MORE
Sanskrit (Third Language)	0	0	0	0	0	0	0	0	0	0	C1	54.6	91	23	0	100	0	MORE
Overall	0	0	0	0	0	0	0	0	0	0	C1	56.3	77.29	35.43	0	100	0	MORE



Stakeholder: School Leaders

Features of the Dashboard:

Macro to Micro Level:

Once mark entry is done, view performance insights for the entire school or drill down to insights for a particular standard, section or student within a few clicks

Across Subject and Class:

Compare performance of students between subjects or classes

Multi-Year Analysis:

Track the performance of a student across multiple academic years

Downloadable Reports:

PDF format Class and School reports can be downloaded & shared with school leaders



GO DIGITAL, PAPERLESS AND MOBILE

Stakeholder: School Leaders

Digitalise:

All student data is stored safely & securely in digital format (backup taken every 24 hrs.). The data is retrievable anytime in Excel and PDF formats

Paperless:

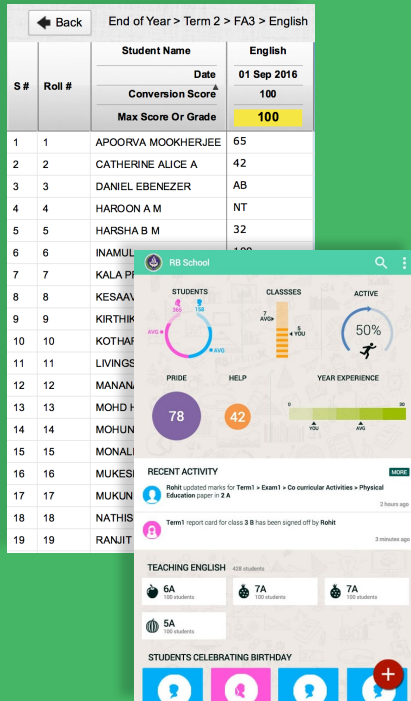
Reduce the use of paper and cost of printing by sending online Report Cards to parents. Class & School reports can also be downloaded

Mobile:

Empower parents with Parent App that makes Report card and communication easy & eliminates the need to invest in new infrastructure

School Profile:

Embrace the digital age and meet the expectations of today's parents



BENEFITS OF REPORT BEE

School Leaders

Student Performance Insights on a Dashboard
Goal Setting for Teachers
Go Digital, Go Paperless, Go Mobile

Teachers

Concept level recording and reporting of student performance
90% Reduction in errors & time for report generation
Instant analysis of student and class performance

Parents

Access to Report Cards on Web and Mobile
Advanced analytics of child's performance
Rich notifications and alerts from school

100 page extensive Product Use guide (with screen shots)

Very Basic Infrastructure is required to use Report Bee

Internet-Enabled Devices:

Any internet enabled device in the school such as a computer or laptop can be used to access Report Bee

Speed/Bandwidth:

Report Bee is designed to operate on broadband as well as low internet mobile speeds of 2G and above

Computing Power:

No local servers are required to use Report Bee. Any computer with basic configuration can be utilised

Users:

No restriction on the no. of teachers accessing the product. Every teacher is provided with a login ID



Thank You !!!

OUR VISION

Harnessing the power of **data** to help learners and educators **measure and improve learning** in their daily lives

- **2,25,334,257**
Student Report Cards generated
- **7,250,394**
Students data on Report Bee
- **8598**
Users on Report Bee
- **403**
Schools

