



# TECH TRADE ESSENTIALS

IN MICROSOFT DYNAMICS 365  
BUSINESS CENTRAL

V1.8.0.0

---

HOW TO INSTALL

## Table of Contents

Table of Contents .....	2
Introduction .....	3
Installation.....	3
Permissions Configuration.....	5

## Introduction

The WSB Tech Trade Essentials extension provides a collection of features and improved and new functionalities that will benefit many Microsoft Dynamics 365 Business Central customers active in the trade sector. These functionalities are developed for companies active in the wholesale of technical goods, but not limited to those companies, as the functionalities will benefit many other customers who wholesale goods.

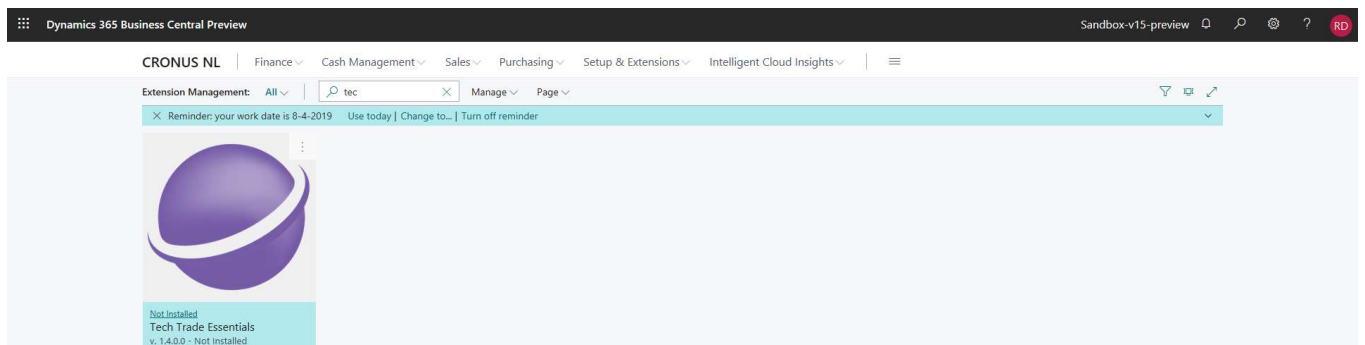
The extension is a collection of multiple features and will continually be improved and extended with new functionalities. Currently the extension comprises the following:

- ✓ Orig. Unit Price and Line Discount %
- ✓ Manual price
- ✓ Price Signaling
- ✓ Item Price Import/Export
- ✓ Close old price records

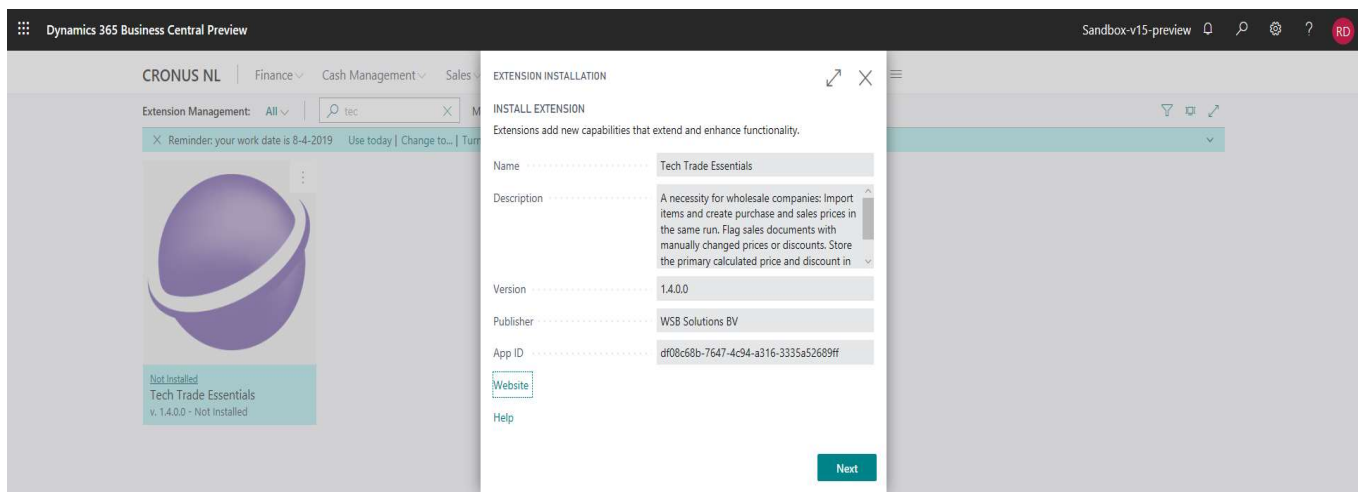
## Installation

The WSB Tech Trade Essentials extension can be installed from Extension Management page of the Microsoft Dynamics 365 Business Central.

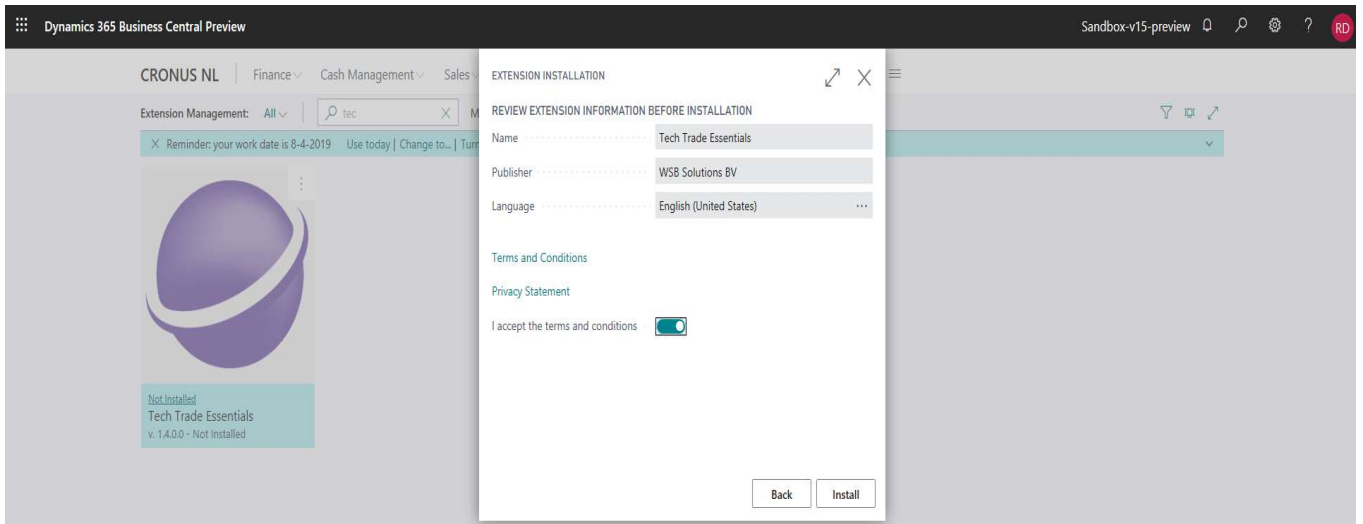
If WSB Tech Trade Essentials extension is not listed in the available extensions, then open Extension Marketplace page from Extension Management page and choose WSB Tech Trade Essentials in the AppSource.



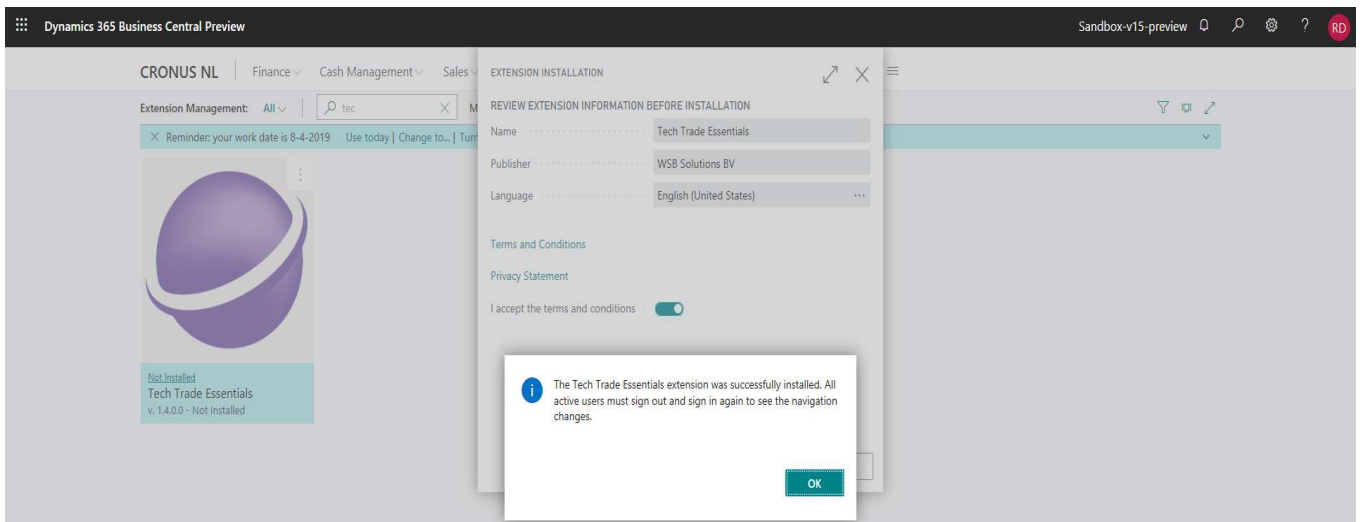
When WSB Tech Trade Essentials extension is selected and the Extension Installation page is opened, click Next:



Please read [Terms and Conditions](#) before accepting and installing the extension:

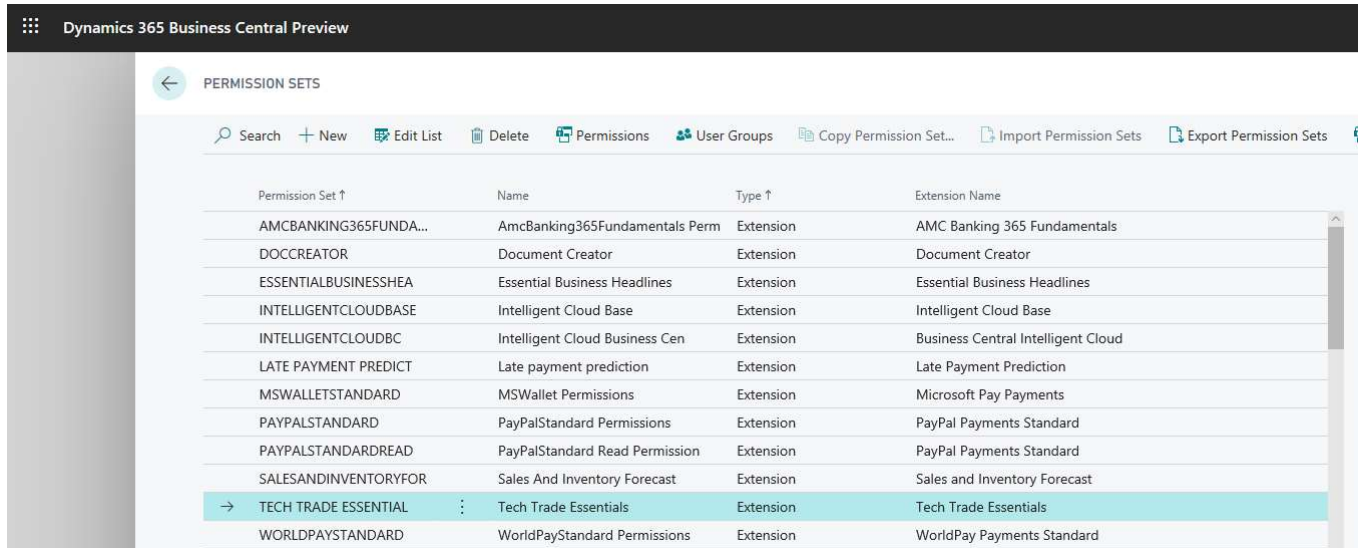


After installation the users must re-login to have WSB Tech Trade Essentials extension activated:



## Permissions Configuration

Once WSB Tech Trade Essentials extension has been installed, the permission set TECH TRADE ESSENTIALS has been added to the system.



Permission Set ↑	Name	Type ↑	Extension Name
AMCBANKING365FUNDA...	AmcBanking365Fundamentals Perm	Extension	AMC Banking 365 Fundamentals
DOCCREATOR	Document Creator	Extension	Document Creator
ESSENTIALBUSINESSHEA	Essential Business Headlines	Extension	Essential Business Headlines
INTELLIGENTCLOUDBASE	Intelligent Cloud Base	Extension	Intelligent Cloud Base
INTELLIGENTCLOUDBC	Intelligent Cloud Business Cen	Extension	Business Central Intelligent Cloud
LATE PAYMENT PREDICT	Late payment prediction	Extension	Late Payment Prediction
MSWALLETSTANDARD	MSWallet Permissions	Extension	Microsoft Pay Payments
PAYPALSTANDARD	PayPalStandard Permissions	Extension	PayPal Payments Standard
PAYPALSTANDARDREAD	PayPalStandard Read Permission	Extension	PayPal Payments Standard
SALESANDINVENTORYFOR	Sales And Inventory Forecast	Extension	Sales and Inventory Forecast
→ TECH TRADE ESSENTIAL	Tech Trade Essentials	Extension	Tech Trade Essentials
WORLDPAYSTANDARD	WorldPayStandard Permissions	Extension	WorldPay Payments Standard

This permission set should be assigned to relevant users or user groups.

To assign the TECH TRADE ESSENTIALS permission set to users:

1. Choose the Lightbulb icon on the top right corner of the Microsoft Dynamics 365 Business Central to open search, enter **Users**, and then choose the related link.
2. Select the user that you want to assign permission to. Any permission sets that are already assigned to the user are displayed in the **Permission Sets** FactBox.
3. Choose the **Edit** action to open the **User Card** page.
4. On the **User Permission Sets** FastTab, on a new line, fill in the Permission Set field with TECH TRADE ESSENTIALS

For more information, please refer to Dynamics 365 Business Central documentation - [Managing Users and Permissions](#)