

# CAD/ERP LINK

## INVENTOR 3D CAD

*Bluestar CAD/ERP Link provides an easy migration path to expand to Bluestar PLM as your business grows.*



**BLUESTAR PLM®**  
PLM inside Dynamics 365

## BIDIRECTIONAL LINK BETWEEN CAD & ERP

### TODAYS CHALLENGE

When CAD and ERP users work independently in detached systems - Errors will occur - because of unsynchronized data between Engineering and Operations. Due to human error, it is likely that inaccurate and redundant data will be used within the system, leading to costly errors, collaboration complications, valuable time spend double-checking data and fixing errors.

### BENEFITS

- Easy access to ERP data
- Enhance collaboration between engineering & manufacturing teams
- Eliminate redundant data entry
- Superior data & drawing integrity
- Greater data transparency
- Prevents duplicate data and drawings
- Maximize engineering productivity
- Reduce errors & save time
- Future-proof & scalable
- Quick and easy installation

### SUPPORTS

- Inventor 3D CAD products
- Microsoft Dynamics 365 for Finance and Operations
- Microsoft Dynamics AX 2012 (R1, R2, R3)
- Microsoft Dynamics AX 2009

**INVENTOR CAD/ERP LINK is an easy-to-use data integration system available for Microsoft Dynamics 365 for Finance and Operations & Dynamics AX (ERP) and the InventorCAD system.**

By providing a real-time link between users' Inventor and Microsoft Dynamics systems, CAD/ERP LINK virtually reduces manual data entry.

**INVENTOR® 3D CAD** a software solution that offers professional-grade 3D mechanical design, documentation, and product simulation tools. (CAD).

**MICROSOFT DYNAMICS 365 FOR FINANCE AND OPERATIONS** is a Microsoft enterprise resource planning (ERP) system for medium to large organisations. The software, part of the Dynamics 365 product line. (D365)



Inventor



CAD/ERP LINK



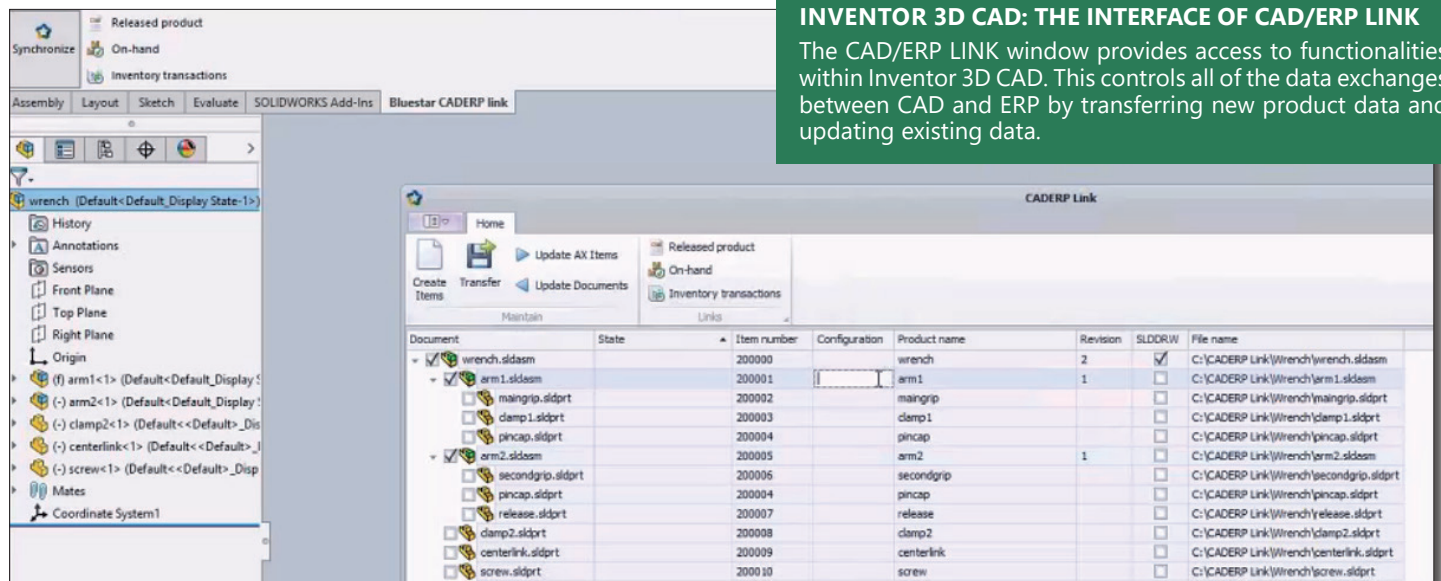
Microsoft Dynamics

**CAD/ERP LINK** enables Inventor users to seamlessly share their product data; BOMs, Item data and drawings with downstream ERP users, who need it for purchasing, manufacturing, and other related activities. In return, Inventor users are granted access to valuable data from ERP, such as prices, on-hand quantities, and lead times. Through this access, considerations, such as price, quality and operational experience, are easily incorporated into the product design process.

# CAD/ERP LINK

## INVENTOR 3D CAD

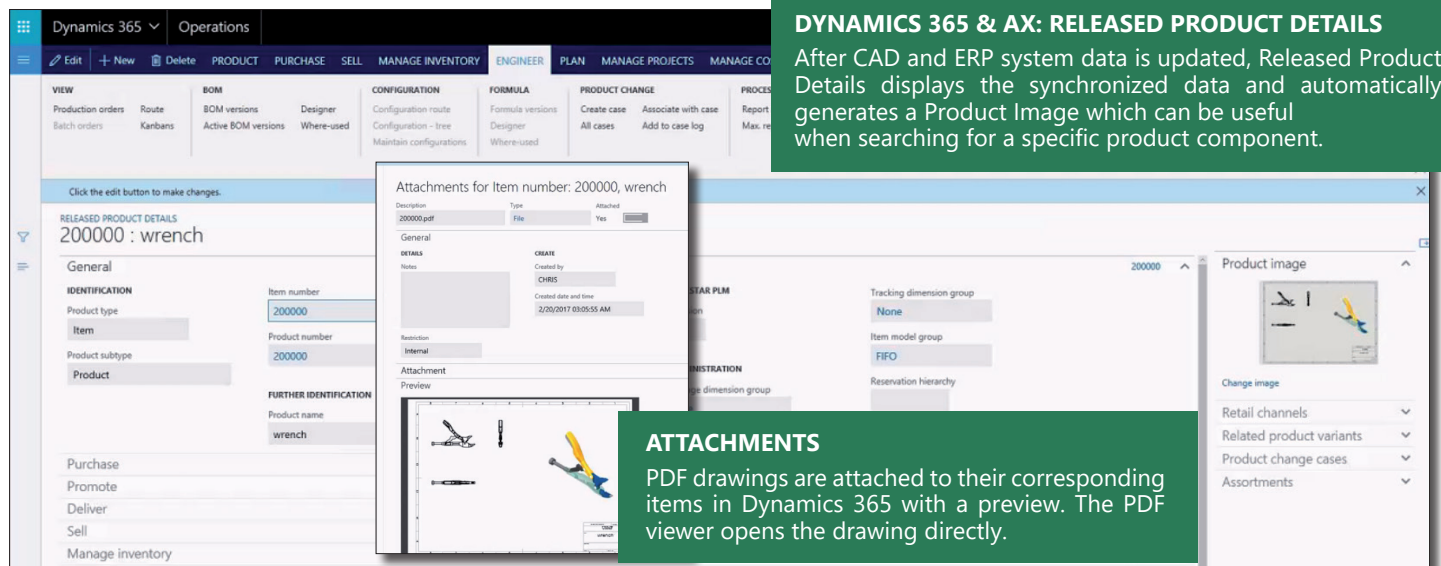
"Synchronize Data from Inventor with Dynamics"



**INVENTOR 3D CAD: THE INTERFACE OF CAD/ERP LINK**

The CAD/ERP LINK window provides access to functionalities within Inventor 3D CAD. This controls all of the data exchanges between CAD and ERP by transferring new product data and updating existing data.

Document	State	Item number	Configuration	Product name	Revision	SLDROW	File name
wrench.sldasm		200000		wrench	2		C:\CADERP Link\Wrench\wrench.sldasm
arm1.sldasm		200001		arm 1	1		C:\CADERP Link\Wrench\arm1.sldasm
maingrip.sldprt		200002		maingrip			C:\CADERP Link\Wrench\maingrip.sldprt
clamp1.sldprt		200003		clamp 1			C:\CADERP Link\Wrench\clamp1.sldprt
pincap.sldprt		200004		pincap			C:\CADERP Link\Wrench\pincap.sldprt
arm2.sldasm		200005		arm 2	1		C:\CADERP Link\Wrench\arm2.sldasm
secondgrip.sldprt		200006		secondgrip			C:\CADERP Link\Wrench\secondgrip.sldprt
pincap.sldprt		200004		pincap			C:\CADERP Link\Wrench\pincap.sldprt
release.sldprt		200007		release			C:\CADERP Link\Wrench\release.sldprt
clamp2.sldprt		200008		clamp 2			C:\CADERP Link\Wrench\clamp2.sldprt
centerlink.sldprt		200009		centerlink			C:\CADERP Link\Wrench\centerlink.sldprt
screw.sldprt		200010		screw			C:\CADERP Link\Wrench\screw.sldprt

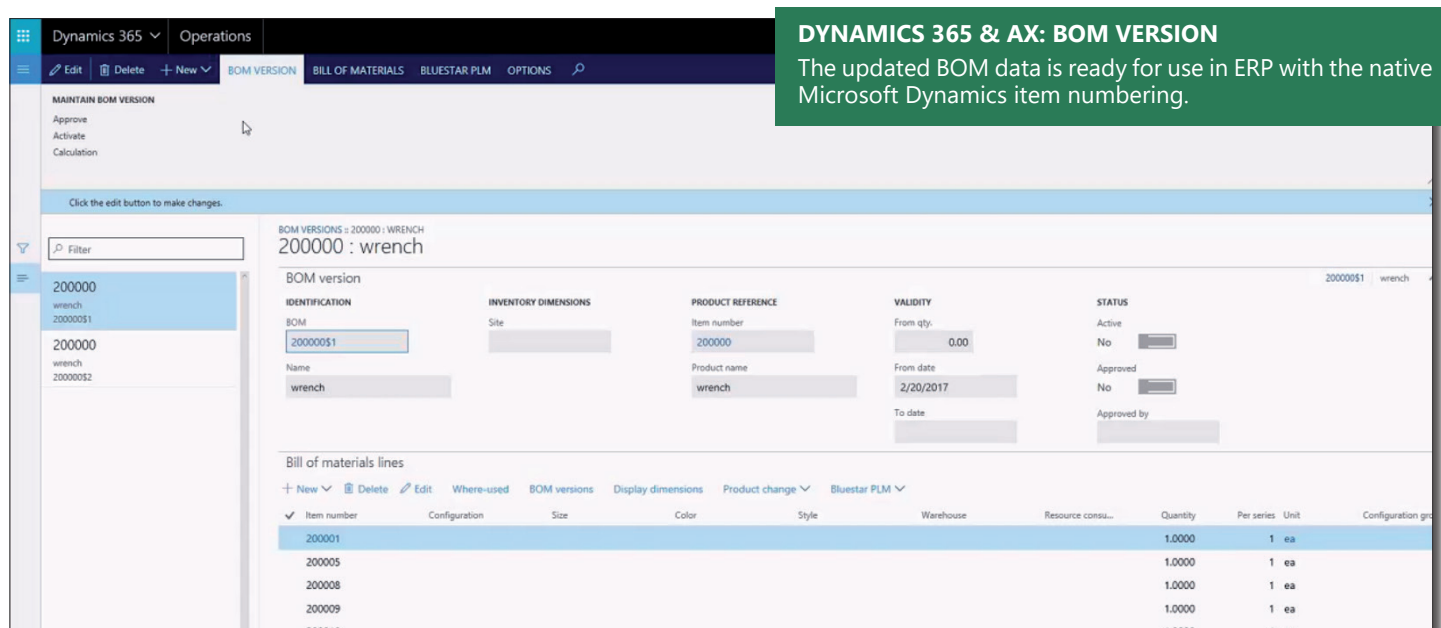


**DYNAMICS 365 & AX: RELEASED PRODUCT DETAILS**

After CAD and ERP system data is updated, Released Product Details displays the synchronized data and automatically generates a Product Image which can be useful when searching for a specific product component.

**ATTACHMENTS**

PDF drawings are attached to their corresponding items in Dynamics 365 with a preview. The PDF viewer opens the drawing directly.



**DYNAMICS 365 & AX: BOM VERSION**

The updated BOM data is ready for use in ERP with the native Microsoft Dynamics item numbering.

Item number	Configuration	Size	Color	Style	Warehouse	Resource consu...	Quantity	Per series	Unit	Configuration gr...
200001							1.0000	1	ea	
200005							1.0000	1	ea	
200008							1.0000	1	ea	
200009							1.0000	1	ea	
200010							1.0000	1	ea	

## One solution for everyone

KEY FEATURES	EXPLAINED	BENEFITS
Auto-exchange of Items, Properties, & BOMs	CAD/ERP LINK's unique functionality allows for the automatic exchange data of Items, Properties, and BOMs, between CAD and ERP.	Ensures the CAD and ERP data is updated. Users work with reliable, accurate, and timely data.
Auto-creation of new ERP Items	CAD/ERP LINK automatically creates a new ERP Item when CAD data is transferred to the ERP system.	ERP item data is exchanged with CAD.
ERP based item numbering	CAD/ERP LINK follows the item numbering from the ERP system by default.	This prevents item-numbering conflict between CAD and ERP.
PDF Conversion of CAD Drawings	Generates automatic PDFs by check in, ensuring that drawings are available in the ERP system.	PDF format makes drawings easy to view outside the engineering department, and pdf is a general accepted format.
Export PDF Drawings to ERP	PDFs exports automatically together with the Item and BOMs when CAD to ERP data transfer takes place. The PDFs are linked to the Item in ERP.	CAD-users do not depend on a specialized ERP-user re-keying CAD data manually. ERP is provided with the most current data versions for all users. Drawings made accessible in ERP.
Automatic titleblock population & maintenance	CAD/ERP LINK updates properties related to new data, which controls the titleblock fields.	Easy and reliable titleblock maintenance.

## What makes **CAD/ERP LINK** Unique?

- One solution for everyone (D365) Engineering & Operations
- Easy access to data for Engineering and Operations
- Developed for Dynamics 365 & AX based platform
- Embedded in Inventor 3D CAD native interface
- Seamless and bidirectional transfer of CAD & ERP data

KEY BENEFITS	EXPLAINED
Easy access to ERP data	CAD users gets directly access to the ERP data from the CAD system. CAD-users has access to related information on the item. Allowing everybody to work in the same system.
Eliminate redundant data entry	CAD/ERP LINK unifies data in the CAD & ERP systems, bringing an end to manual data entry and the existence of redundant data.
Reduce errors & save time	By automatically updating changes to product data, CAD/ERP LINK eliminates the task of manual data handling, leading to fewer errors.
Optimize engineering productivity	By minimizing the time spent on clerical tasks, such as manually transfer product data to other teams, the engineering team can spend time where it is most valuable: executing projects and perfecting designs.
Quick and easy installation	CAD/ERP LINK is ready with a quick and easy installation. Short and to-the point training sessions.
Future-proof & scalable	Paves the way for easy Bluestar PLM implementation in the future