

# Dynamica RightMove Integration User Guide

---

## Contents

Overview .....	3
Installation.....	4
Configuration.....	4
Assign security role .....	4
Using solution in Test Mode.....	4
Obtain Branch ID .....	5
Solution configuration page .....	5
How to use the solution .....	7
Creating records and publishing to RightMove .....	7
Receiving e-mail leads from website .....	16
Uninstalling solution.....	20
Restrictions.....	20

## Overview

**RightMove Integration** solution allows you to integrate your existing Microsoft Dynamics CRM with UK's largest property portal.

You can easily publish property listings directly to RightMove website with one click. It is possible to add photos, brochures, plans even audio/video guides to your properties.

As someone gets interested and sends request regarding your property listing from RightMove website, you'll see those inquiries inside your CRM.

## Installation

For manual solution installation, go to: **Settings -> Solutions** -> Press **Import** button.

## Configuration

### Assign security role

Navigate to **Settings -> Security -> Users**, choose one or more users from the list, click **Manage Roles**, find and check **RightMove Manager** role in the list and then click **OK**.

**NOTE:** Only users assigned **RightMove Manager** security role can configure/use the solution.

### Using solution in Test Mode

If you want to try all the solution features first, you can configure it to run in “Test Mode”. As a result, all the operations with property listings will be performed on RightMove test website which is known to be 100% identical to live portal.

“Test Mode” setup requires from you to tick “**Test Mode**” checkbox on the solution configuration page and then click **Save**. Once, completed, please, go directly to [How to use the solution](#) section.

**NOTE:** In order to get credentials for the test website, please, contact Dynamica Labs support team.

The screenshot shows the 'Configuration' page for the 'Solution: Dynamica RightMove Integration'. The left sidebar contains a tree view with categories like Information, Configuration, Components, Entities, Option Sets, Client Extensions, Web Resources, Processes, Plug-in Assemblies, Sdk Message Processin..., Service Endpoints, Dashboards, Dialog Boxes, Reports, Connection Roles, Article Templates, Contract Templates, Email Templates, Mail Merge Templates, Security Roles, Field Security Profiles, Routing Rule Sets, and Record Creation and Up... The main content area is titled 'Dynamica RightMove Configuration Page' and includes a note to 'Refer to solution documentation for correct parameter values'. There are three input fields: 'RightMove Network ID:', 'RightMove Branch ID:', and 'RightMove Service URL:'. Below these is a checkbox labeled 'Test Mode (all your listings will be published to RightMove test website)' which is checked. A red box highlights this checkbox, and a red arrow points to the 'Save' button at the bottom.

## Obtain Branch ID

In order to start using this solution you need to get in touch with RightMove ADF support team and request to upload your property listings via **Dynamica Labs** feed (**Network ID – 10418**).

Please, send an e-mail to [adfsupport@rightmove.co.uk](mailto:adfsupport@rightmove.co.uk) specifying the following information:

- whether it would be for sales or lettings properties;
- the date you would like to change over to the feed;
- the address of the branch or branches you would like to change the feed for.

Once you get your personal Branch ID that is associated with Dynamica Labs feed you may proceed to the next step.

## Solution configuration page

After getting personal Branch ID go to **Settings -> Solutions -> RightMove Integration** then open **Configuration** page. Set the values as stated below and click **Save**.

Parameter name	Value
<b>RightMove Network ID</b>	10418
<b>RightMove Branch ID</b>	<your personal Branch ID from the previous step>
<b>RightMove Service URL</b>	<a href="https://adfapi.rightmove.co.uk/v1/property/">https://adfapi.rightmove.co.uk/v1/property/</a>

PowerApps

File Save and Close Show Dependencies Export Solution Translations Publish All Customizations Actions Help

Solution: Dynamica RightMove Integration

**Configuration**

Solution Dynamica RightMove In...

Information Configuration Components Entities Option Sets Client Extensions Web Resources Processes Plug-in Assemblies Sdk Message Processin... Service Endpoints Dashboards Dialog Boxes Reports Connection Roles Article Templates Contract Templates Email Templates Mail Merge Templates Security Roles Field Security Profiles Routing Rule Sets Record Creation and Up...

Dynamica Labs

### Dynamica RightMove Configuration Page

Refer to solution documentation for correct parameter values

RightMove Network ID: \*  
10418

RightMove Branch ID: \*  
Your Branch ID Branch ID associated with Dynamica Labs feed should be here

RightMove Service URL: \*  
<https://adfapi.rightmove.co.uk/v1/property/>

☐ **Test Mode** (all your listings will be published to RightMove test website)

Save Click 'Save' when all values are entered

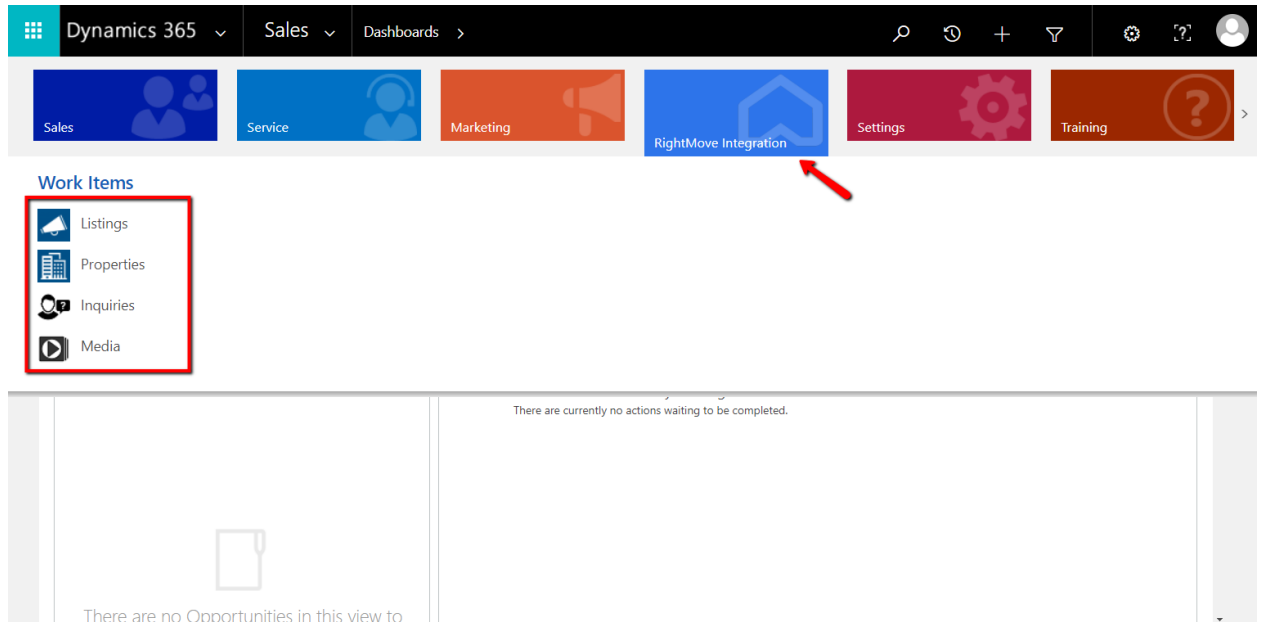
Status: Existing

**NOTE:** All the fields are mandatory. Network and Branch IDs allow only numerical values.

## How to use the solution

### Creating records and publishing to RightMove

After solution installation a new area in navigation menu will appear.



First, you need to create Property record. Go to **RightMove Integration -> Properties -> New**, then enter data into required and other fields, click **Save**.

PROPERTY : RIGHTMOVE FORM

New Property

Property Information

Property Name \* Apartment at Portland Rd

Property Type \* Multi-Family

Building Class A

Year Built .....

Year Renovated .....

Bedrooms \* 2

Address

Address line 1 \* 321 Portland Rd

City \* London

Zip/Postal Code \* SE25 4RA

State .....

Media

Media Type | Display Order ↑ | Media Name | Created C

To enable this content, create the record.

Geography

Region .....

Metro .....

Market Area .....

Sub Market .....

**NOTE:** RightMove has its own requirements for publishing property listings. Fields inside yellow rectangle are not mandatory in CRM but must be specified for placing listing on the website.

**NOTE:** RightMove accepts only UK postal codes. Properties with other codes will fail publishing.

After the record is saved you can add media files of various types: images, documents, audio/video. To complete this step, click **Add Media record** button on the **Media** grid.

PROPERTY : RIGHTMOVE FORM

Apartment at Portland Rd

Property Information

Property Name *	Apartment at Portland Rd
Property Type *	Multi-Family
Building Class	A
Year Built	
Year Renovated	
Bedrooms +	2

Media

Click to add new property media

Media Type	Display Order ↑	Media Name	Created C
No Media found for this Property. Select Add (+).			

Set values for **Media Name**, **Media Type**, **Display Order** and click **Save**.

Dynamics 365 RightMove Int... Media > New Media

SAVE SAVE & CLOSE + NEW FLOWS FORM EDITOR

MEDIA : RIGHTMOVE FORM

New Media

Status \* Active

General

Media Name	Main image	NOTES
Media Type *	Image	
Display Order +	0	
Property *	Apartment at Po	

There aren't any notes to show. To get started, ente



On the next step add as many notes with attachment as you need.

Dynamics 365 | RightMove Int... | Media > Main image >

+ NEW | DEACTIVATE | DELETE | ASSIGN | SHARE | EMAIL A LINK | RUN WORKFLOW | START DIALOG | FLOWS | ...

MEDIA : RIGHTMOVE FORM | Status\* Active | Owner\* Alexey Sazonov

Main image

General

Media Name	Main image
Media Type*	Image
Display Order*	0
Property*	Apartment at Po

NOTES

OUTSIDE VIEW

Choose File | pic3.jpg | Done

**NOTE:** Here' the list of media file types that can be uploaded to RightMove website – **jpg, jpeg, png, bmp, gif, pdf, mp3, wmv, avi**. You can attach other files supported by CRM, but they will be ignored during publishing.

**NOTE:** File names cannot contain any space characters and must be unique within same media record.

Dynamics 365 | RightMove Int... | Media > Other images >

+ NEW | DEACTIVATE | DELETE | ASSIGN | SHARE | EMAIL A LINK | RUN WORKFLOW | START DIALOG | FLOWS | ...

MEDIA : RIGHTMOVE FORM | Status\* Active | Owner\* Alexey Sazonov

Other images

General

Media Name	Other images
Media Type*	Image
Display Order*	5
Property*	Apartment at Po

NOTES

INSIDE VIEW  
pic4.jpg  
You - Just now

INSIDE VIEW  
pic5.jpg  
You - Just now

INSIDE VIEW  
pic2.jpg  
You - Just now

INSIDE VIEW  
pic1.jpg

Dynamics 365
RightMove Int...
Media > Apartment brochure >

NEW
DEACTIVATE
DELETE
ASSIGN
SHARE
EMAIL A LINK
RUN WORKFLOW
START DIALOG
FLOWS

MEDIA : RIGHTMOVE FORM
Apartment brochure

Status\*  
Active
Owner\*  
Alexey Sazonov

General

Media Name	Apartment broct
Media Type*	Brochure
Display Order*	0
Property*	Apartment at Po

Different type of media

NOTES

**Brochure**

apartment\_brochure.pdf

You - Just now

**NOTE:** RightMove supports the following media types: Image, Floorplan, Brochure, Virtual Tour, Audio Tour, EPC, EPC Graph.

Dynamics 365
RightMove Int...
Properties > Apartment at Portlan... >

NEW
DEACTIVATE
DELETE
ASSIGN
SHARE
EMAIL A LINK
RUN WORKFLOW
START DIALOG
FLOWS

PROPERTY : RIGHTMOVE FORM
Apartment at Portland Rd

A New version of Organization Insights dashboard is available. See how it can help you drive end user adoption and stay ahead of support issues.
Experience it now

Property Information

Property Name*	Apartment at Portland Rd
Property Type*	Multi-Family
Building Class	A
Year Built	
Year Renovated	
Bedrooms*	2

Address

Address line 1*	321 Portland Rd
City*	London
Zip/Postal Code*	SE25 4RA

Media

Media Type	Display Order	Media Name	Created C
Brochure	0	Apartment brochure	7/31/20
Image	0	Main image	7/31/20
Image	5	Other images	7/31/20

Geography

Region	
Metro	

Connected To
Role (To)

Now we may proceed with creating Listing record. Go to **RightMove Integration -> Listings -> New**, then enter data into required and other fields, click **Save**.

The screenshot shows the 'New Listing' form in Dynamics 365. The top navigation bar includes 'Dynamics 365', 'RightMove Int...', 'Listings', and 'New Listing'. A yellow banner at the top provides information about a new version of the Organization Insights dashboard. The form is divided into several sections:

- General:** Contains fields for 'Name', 'Apartment at F', 'Exclusive' (toggle), 'Sale or Lease' (dropdown, highlighted with a yellow rectangle and set to 'Sale'), 'Listing Status' (dropdown, highlighted with a yellow rectangle and set to 'Active'), 'Property', 'Property Type', 'Listing Website', and 'Listing Expiration'.
- Details:** Contains a 'Summary' field (highlighted with a yellow rectangle) with sample text, a 'Full Description' field, and a 'Location Description' field.
- RightMove Integration:** Contains a 'General' section with 'Display Address (show)', 'Published To RightMove' (toggle), and 'RightMove URL' fields. It also has an 'Inquiries' table with columns for 'Name', 'Client', 'Email', and 'Listing'.
- Location and Connections:** Contains a 'Sales Information' section with 'Asking Price' (highlighted with a yellow rectangle and set to '\$400,000.00') and 'Sale Price /UON' fields. It also has a 'Location' section with 'Sub Market' and 'Owner/Landlord' fields.

**NOTE:** Values for the fields inside yellow rectangles must be specified for publishing listing on the website.

Possible **Sales or Lease** values:

- **Sale** – for 'sale' listings,
- **Lease, Sublease** – for 'letting' listings
- **Sale or Lease** – publishing not possible

Possible **Listing Status** values:

- **Active, Sale pending, Lease pending** – allows listing to be published on RightMove website
- **Closed, Other** – publishing is not possible

**NOTE:** If **Display Address** field has value then it will be displayed right under listing title on RightMove website, otherwise property **Address Line 1** field value will be shown instead.

Once Listing record is saved, **Publish/Update Listing** button will appear as shown on the screenshot below.

The screenshot shows the Dynamics 365 interface for a 'RightMove Int...' record. The top navigation bar includes 'Dynamics 365', 'RightMove Int...', and 'Listings > Apartment at Portlan...'. A yellow banner at the top states: 'A New version of Organization Insights dashboard is available. See how it can help you drive end user adoption and stay ahead of support issues. Experience it now'. Below the banner, a toolbar contains buttons: '+ NEW', 'PUBLISH/UPDATE LISTING' (highlighted with a red box), 'DEACTIVATE', 'DELETE', 'ASSIGN', 'SHARE', 'EMAIL A LINK', and a three-dot menu. The main content area is titled 'LISTING : RIGHTMOVE FORM' and 'Apartment at Portland Rd'. It shows 'Status: Active' and 'Owner: Alexey Sazonov'. The 'Listing info' section is expanded, showing 'General' and 'Details' tabs. The 'General' tab displays fields: 'Name' (Apartment), 'Exclusive' (toggle set to No), 'Sale or Lease' (Sale), 'Listing Status' (Active), 'Property' (empty), 'Special Use Type' (empty), 'Property Type' (empty), and 'Listing Website' (empty). The 'Details' tab shows 'Summary' and 'Full Description' fields, both containing the text: 'Situated moments from a selection of local amenities this lovely two bedroom ground floor flat offers bright'.

Now click the button to publish listing to RightMove website.

The screenshot shows the Dynamics 365 interface with the 'Publish/Update Listing' button clicked. A dialog box titled 'Publishing listing..' is displayed in the center. In the background, a notification banner at the top states: 'rightmovedev.crm4.dynamics.com says PUBLISHED SUCCESSFULLY'. Below the notification, it says: 'Listing is available at the following URL http://www.adftest.rightmove.com/property-for-sale/property-73601828.html'. The 'OK' button is visible on the right side of the notification. The main content area shows the 'Listing info' section with the 'General' tab selected. The 'Name' field is 'Apartment at Portl...', 'Exclusive' is a toggle set to No, 'Sale or Lease' is 'Sale', 'Listing Status' is 'Active', 'Property' is 'Apartment at Portl.', 'Special Use Type' is empty, 'Property Type' is empty, and 'Listing Website' is empty. The 'Details' tab shows the 'Summary' field with the text: 'a selection of local amenities this lovely two bedroom ground floor flat offers bright interiors, a fantastic open-plan living space and superb private garden.'.

If the process completed successfully, you will be notified (as shown on the picture above). From now on **Published to RightMove** value is set to Yes and publication URL appears in **RightMove URL** field.

Dynamics 365 RightMove Int... Listings > Apartment at Portlan... >

A New version of Organization Insights dashboard is available. See how it can help you drive end user adoption and stay ahead of support issues. Experience it now

+ NEW PUBLISH/UPDATE LISTING **UNPUBLISH LISTING** DEACTIVATE DELETE ASSIGN SHARE EMAIL A LINK RU

LISTING : RIGHTMOVE FORM

Apartment at Portland Rd

RightMove Integration

General		Inquiries
Display Address (show)	Portland Rd, London, SE25 (HOT OFFER)	Name   Client
Published To RightMove	Yes	No Inquiries found for
RightMove URL	http://www.adftest.rightmove.com/property-fo	

In case you want to remove listing from the website, click **Unpublish Listing** button.

Dynamics 365 rightmovedev.crm4.dynamics.com says  
UNPUBLISHED SUCCESSFULLY

A New version of Organization Insights dashboard is available. See how it can help you drive end user adoption and stay ahead of support issues. Experience it now

+ NEW PUBLISH/UPDATE LISTING

LISTING : RIGHTMOVE FORM

Apartment at Portland Rd

Listing info

General		Details
Name *	Apartment	Summary +
Sale or Lease *	Sale	a selection of local amenities this
Property	Apartment	und floor flat offers bright
Property Type		a selection of local amenities this
		und floor flat offers bright
		spacious interiors, a fantastic open-plan living space and

Unpublishing listing..


**NOTE:** Please, consider that listing will be automatically unpublished in the following situations:


- **Listing Status** changed to **Closed** or **Other**
- Record is deactivated
- Record is deleted
- **Listing Expiration** date is set and it is overdue (listing expiration date means the last day when the listing will be visible on RightMove website, e.g. if the date is 07/31/2018, so

on 08/01/2018 it will automatically unpublished and **Listing Status** changed to **Closed**, this happens overnight at 00:30 UTC)

Property	Apartment at Portland Rd	Special Use Type	-----
Property Type	-----	Listing Website	-----
Listing Expiration	7/31/2018		

And here's how listing looks like on the website.

**rightmove** 

Buy Rent Find Agent House Prices Commercial Inspire Overseas Sign In 


---

### 2 bedroom property for sale






Portland Rd, London, SE25 (HOT OFFER)

£400,000

[See more properties like this one >](#)



[Start slideshow](#) [Enlarge](#) [OUTSIDE VIEW](#)



[Request Details](#)

This property is marketed by:

AWAITING IMAGE

**Dynamica Labs, Test Branch**  
Caldecotte Lake Drive, Caldecotte, Milton Keynes, MK7 8LE  
[View properties from this agent](#)

[Request Details](#)

[Save property](#)

[Add notes](#)

[Print](#)

[Send to Friend](#)

Share this property

[f](#) [t](#) [p](#)

Description

Map & Street View

SchoolChecker

Market Info

**Full description**

Situated moments from a selection of local amenities this lovely two bedroom ground floor flat offers bright spacious interiors, a fantastic open-plan living space and superb private garden.

Portland Road offers a fantastic selection of amenities and is only a short distance from Norwood Junction Station and the lovely green open spaces of South Norwood country park.

**More information from this agent**  
[Brochure](#)

**Listing History**

**Added on Rightmove:**  
31 July 2018

[Get map and local information](#)

[Enlarge this map](#)

**Nearest stations**

- Woodside (0.3 mi)
- Arena (0.3 mi)
- Blackhorse Lane (0.5 mi)

Test Advert

Properties sold nearby

14



## 2 bedroom property for sale

Portland Rd, London, SE25 (HOT OFFER)

£400,000

[See more properties like this one](#)



Start slideshow

2 of 5

Enlarge

INSIDE VIEW



Request Details

This property is marketed by:

AWAITING  
IMAGE

**Dynamica Labs, Test Branch**

Caldecotte Lake Drive, Caldecotte, Milton  
Keynes, MK7 8LE

[View properties from this agent](#)

Request Details

Save property

Add notes

Print

Send to Friend

Share this property

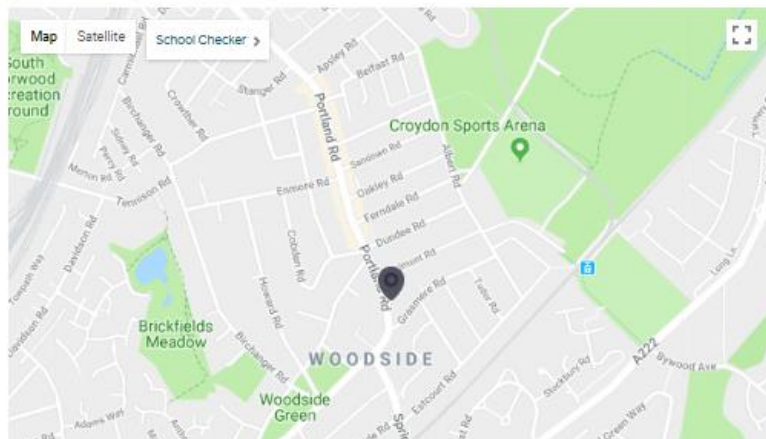


[Description](#)
[Map & Street View](#)
[SchoolChecker](#)
[Market Info](#)

map view

street view

View in fullscreen



Test  
Advert

Properties sold nearby

- 28 Mar 2008  
 349 Portland Road, SE25  
 £250,000
- 11 Aug 2006

## Receiving e-mail leads from website

Apart from placing listings on the website it is also very important to monitor potential leads and who is interested in your property offers. **RightMove Integration** solution is configured to check every 15 minutes for new requests made from the website.

This is how it works.

Potential customer hits **Request Details** button on the property web page

**2 bedroom property for sale**  
Portland Rd, London, SE25 (HOT OFFER)

**£400,000**

[See more properties like this one >](#)



This property is marketed by:

AWAITING  
IMAGE

**Dynamica Labs, Test Branch**

Caldecotte Lake Drive, Caldecotte, Milton  
Keynes, MK7 8LE

[View properties from this agent](#)

**Request Details**

 [Save property](#)

Fills in the form and sends e-mail to the agent.



Email about: Portland Rd, London, SE25 (HOT OFFER)

I would like: ☒ More details ☒ To view a property

Name: \* Mr ▼ John Galt

Your message:   
 I got interested in this offer and would like to arrange meeting to view the property. Please, get in touch with me asap.   
 Thank you

Telephone: \* +44123456789

Email: \* j.galt@somemaildomain.com

Country: \* United Kingdom ▼

Postcode: \* MK7 8LE ✕

Address: \* 25 Caldecotte Lake Drive ✕

I have a property to sell: \* yes, it is not yet on the market ▼

I have a property to let: \* yes, it will be available to let soon ▼

I would also like: ☐ My property valued

[Send Email to Dynamica Labs](#)



**£400,000**

**2 bedroom property**

Portland Rd, London, SE25 (HOT OFFER)

Marketed by:



**Dynamica Labs, Test Branch**

Caldecotte Lake Drive, Caldecotte,  
Milton Keynes, MK7 8LE

✓ Thank you for using Rightmove to contact Dynamica Labs, Test Branch

[Go back to the property](#)

As a result, CRM processes above request and creates 2 records: Inquiry and Contact (if new customer).

To see inquiries, go to **RightMove Integration -> Inquiries**. Items that originate from the web are automatically named 'Request from website (e-mail)'.

Dynamics 365 | RightMove Int... | Inquiries

A New version of Organization Insights dashboard is available. See how it can help you drive end user adoption and stay ahead of support issues. [Experience it now](#)

+ NEW | DELETE | EMAIL A LINK | FLOWS | RUN REPORT | EXCEL TEMPLATES | EXPORT TO EXCEL | IMPORT DATA

Active inquiries

Name	Client	Listing	Created On
Request from website (e-mail)	John Galt	Apartment at Portland Rd	7/31/2018 6:46 PM

New contact record

Dynamics 365 | RightMove Int... | Inquiries | Request from website (e-mail)

A New version of Organization Insights dashboard is available. See how it can help you drive end user adoption and stay ahead of support issues. [Experience it now](#)

+ NEW | DEACTIVATE | DELETE | ASSIGN | SHARE | EMAIL A LINK | RUN WORKFLOW | START DIALOG | FLOWS

INQUIRY: RIGHTMOVE FORM  
Request from website (e-mail) | Status: Active | Owner: Alexey Sazonov

General

Name: Request from website (e-mail)

Client: John Galt

Property to Sell: Yes

Property To Rent: Yes

First Name: John | Last Name: Galt

Email: j.galt@somema | Telephone: +44123456789

Customer details

Details

RightMove Integration

Right Move URL: <http://www.adftest.rightmove.com/property-for-sale/property-73601885.html>

Comments: I got interested in this offer and would like to arrange meeting to view the property. Please, get in touch with me asap.

Message

Request Date: 7/31/2018 6:40

Related listing record

Originating web page

**NOTE:** In case if a contact with the same e-mail address already exists, new record will not be created.

Property	Apartment at P	Special Use Type	-----
Property Type	-----	Listing Website	-----
Listing Expiration	7/31/2018		

Full Description <sup>+</sup>

Situated moments from a selection of local amenities this lovely two bedroom ground floor flat offers bright spacious interiors, a fantastic open-plan living space and superb private garden.

Location Description

-----

#### RightMove Integration

**General**

Display Address (show <sup>+</sup>) Portland Rd, London, SE25 (HOT OFFE

Published To RightMov <sup>+</sup> Yes

RightMove URL <sup>+</sup> <http://www.adftest.rightmove.com/p>

Inquiries <span style="float: right;">+ </span>			
Name	Client	Email	Listing
Request from website (e-mail)	John Galt	j.galt@somemalldomain.com	Apartment
Request from website (e-mail)	John Galt	j.galt@somemalldomain.com	Apartment

Inquiries received for the listing

Dynamics 365 RightMove Int... Inquiries > Request from website...

A New version of Organization Insights dashboard is available. See how it can help you drive end user adoption and stay ahead of support issues. [Experience it now](#)

**INQUIRY : RIGHTMOVE FORM**

Request from website (e-mail) Status <sup>\*</sup> Active Owner <sup>\*</sup> Alexey Sazonov

**General**

Name <sup>\*</sup> Request from website (e-mail)

**Client**

Client	John Galt	Property to Sell	Yes
First Name <sup>*</sup>	John	Last Name	Galt
Email <sup>*</sup>	j.galt@somema	Telephone	+44123456789

**Details**

**RightMove Integration**

Right Move URL	<a href="http://www.adftest.rightmove.com/property-for-sale/property-73601885.html">http://www.adftest.rightmove.com/property-for-sale/property-73601885.html</a>	Listing	Apartment at Pc
Comments	UPDATE: Please, also take property documents	Request Date	7/31/2018 6:58

Existing contact

New message

## Uninstalling solution

Navigate to **Settings** -> **Solutions**, check **RightMove Integratoion** solution in the list, then click **Delete** button and confirm deletion. Wait for the system to remove the solution and its components.

## Restrictions

**RightMove Integration** solution requires Dynamics 365 (online), version 9.x.