



# TECH TRADE ESSENTIALS

IN MICROSOFT DYNAMICS 365  
BUSINESS CENTRAL

---

HOW TO INSTALL

## Table of Contents

Table of Contents .....	2
Introduction .....	3
Installation.....	4
Permissions Configuration.....	6

## Introduction

The WSB Tech Trade Essentials extension provides a collection of features and improved and new functionalities that will benefit many Microsoft Dynamics 365 Business Central customers active in the trade sector. These functionalities are developed for companies active in the wholesale of technical goods, but not limited to those companies, as the functionalities will benefit many other customers who wholesale goods.

The extension is a collection of multiple features and will continually be improved and extended with new functionalities. Currently the extension comprises the following:

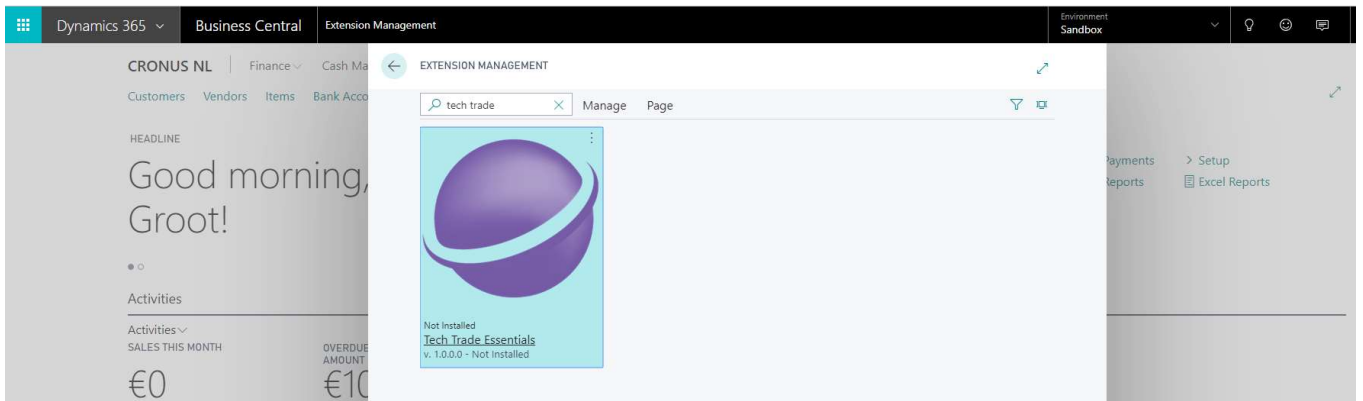
- ✓ Orig. Unit Price and Line Discount %
- ✓ Manual price
- ✓ Price Signaling
- ✓ Copy items with Subsidiary Records
- ✓ Item Price Import/Export

The details of these modules will be presented in Chapter ?? of this documentation

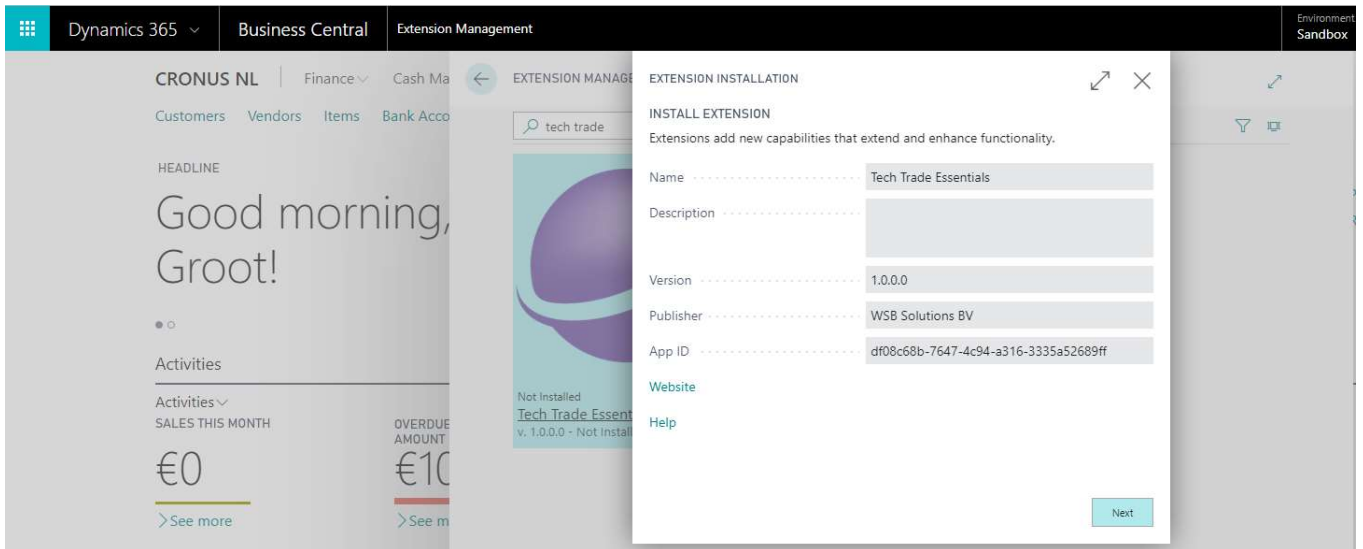
## Installation

The WSB Tech Trade Essentials extension can be installed from Extension Management page of the Microsoft Dynamics 365 Business Central.

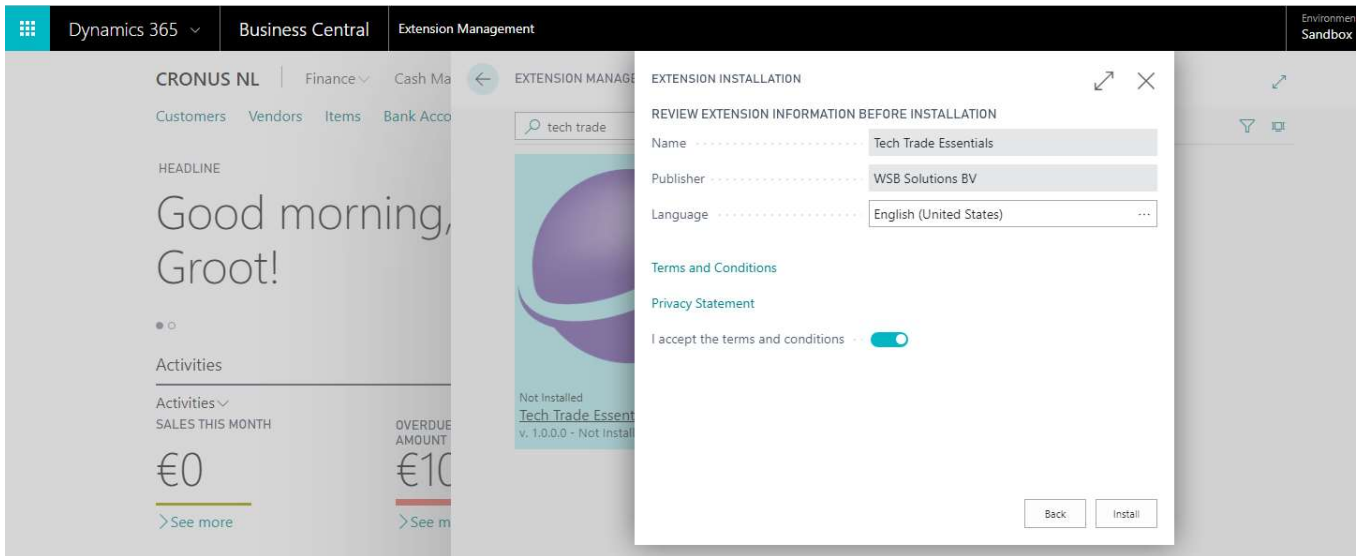
If WSB Tech Trade Essentials extension is not listed in the available extensions, then open Extension Marketplace page from Extension Management page and choose WSB Tech Trade Essentials in the AppSource.



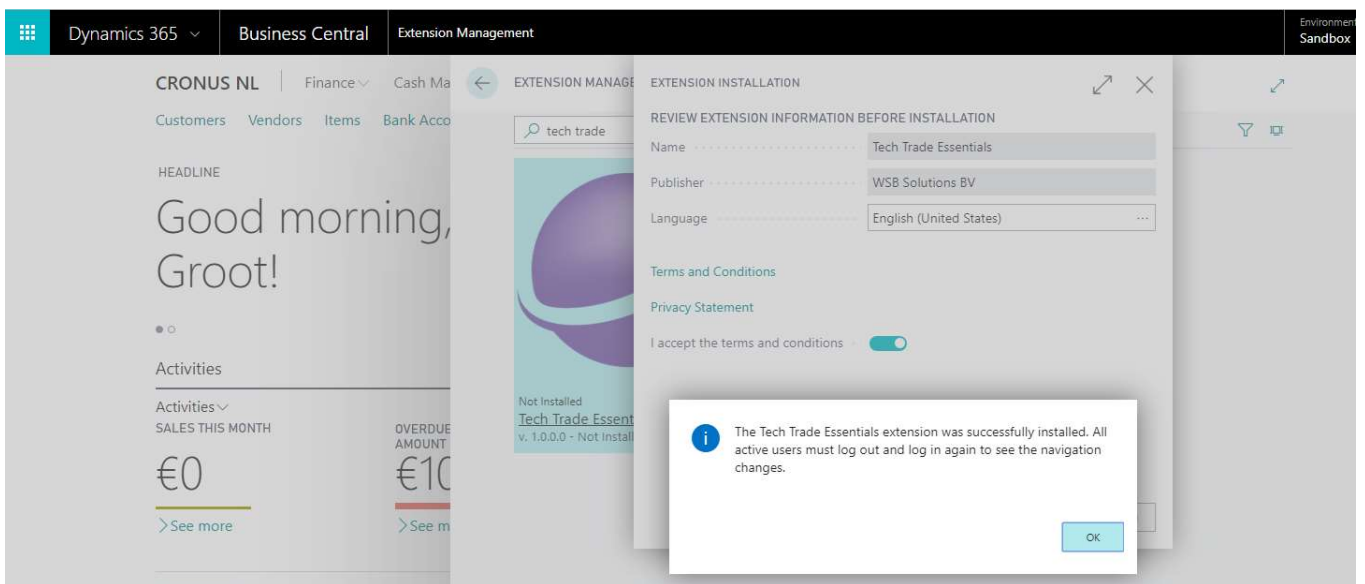
When WSB Tech Trade Essentials extension is selected and the Extension Installation page is opened, click Next:



Please read [Terms and Conditions](#) before accepting and installing the extension:

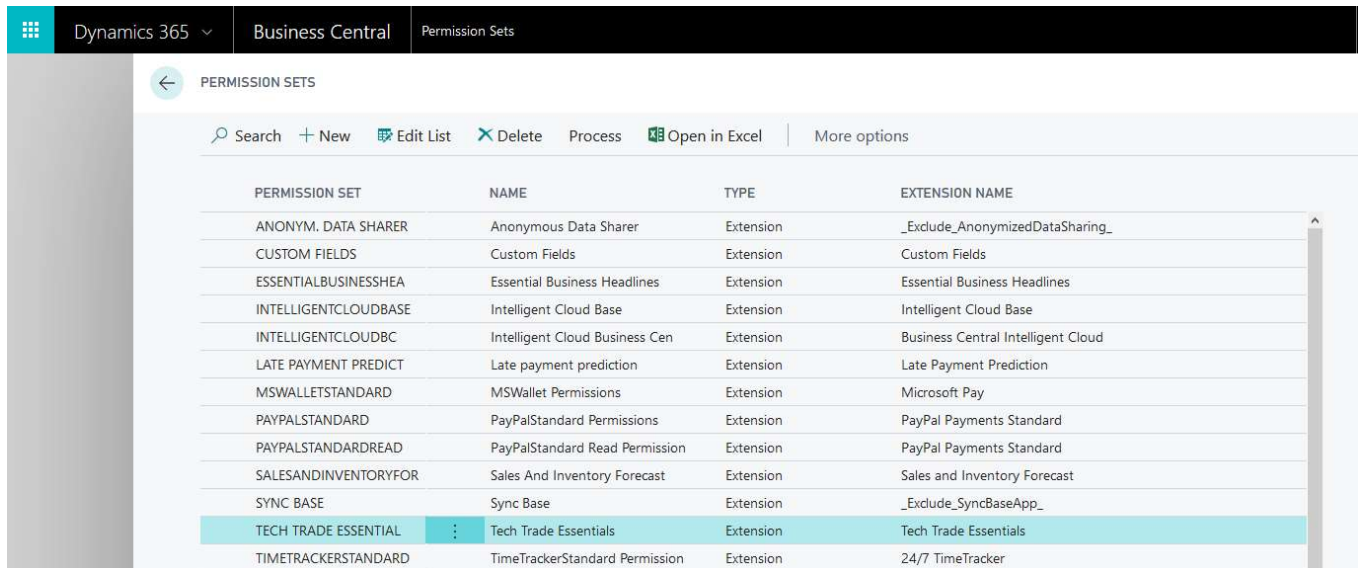


After installation the users must re-login to have WSB Tech Trade Essentials extension activated:



## Permissions Configuration

Once WSB Tech Trade Essentials extension has been installed, the permission set TECH TRADE ESSENTIALS has been added to the system.



PERMISSION SET	NAME	TYPE	EXTENSION NAME
ANONYM. DATA SHARER	Anonymous Data Sharer	Extension	_Exclude_AnonymizedDataSharing_
CUSTOM FIELDS	Custom Fields	Extension	Custom Fields
ESSENTIALBUSINESSHEA	Essential Business Headlines	Extension	Essential Business Headlines
INTELLIGENTCLOUDBASE	Intelligent Cloud Base	Extension	Intelligent Cloud Base
INTELLIGENTCLOUDBC	Intelligent Cloud Business Cen	Extension	Business Central Intelligent Cloud
LATE PAYMENT PREDICT	Late payment prediction	Extension	Late Payment Prediction
MSWALLETSTANDARD	MSWallet Permissions	Extension	Microsoft Pay
PAYPALSTANDARD	PayPalStandard Permissions	Extension	PayPal Payments Standard
PAYPALSTANDARDREAD	PayPalStandard Read Permission	Extension	PayPal Payments Standard
SALESANDINVENTORYFOR	Sales And Inventory Forecast	Extension	Sales and Inventory Forecast
SYNC BASE	Sync Base	Extension	_Exclude_SyncBaseApp_
<b>TECH TRADE ESSENTIAL</b>	<b>Tech Trade Essentials</b>	<b>Extension</b>	<b>Tech Trade Essentials</b>
TIMETRACKERSTANDARD	TimeTrackerStandard Permission	Extension	24/7 TimeTracker

This permission set should be assigned to relevant users or user groups.

To assign the TECH TRADE ESSENTIALS permission set to users:

1. Choose the Lightbulb icon on the top right corner of the Microsoft Dynamics 365 Business Central to open search, enter **Users**, and then choose the related link.
2. Select the user that you want to assign permission to. Any permission sets that are already assigned to the user are displayed in the **Permission Sets** FactBox.
3. Choose the **Edit** action to open the **User Card** page.
4. On the **User Permission Sets** FastTab, on a new line, fill in the Permission Set field with TECH TRADE ESSENTIALS

For more information, please refer to Dynamics 365 Business Central documentation - [Managing Users and Permissions](#)