



Arshu Consultancy Pte. Ltd.



Singapore GST Reg No./UEN/NRIC Verifier

GUIDE
Guide for GST Reg. No. Verification

Date: 08-FEB-2019

Contact : Support_sg@navisionapps.com



Contents

1.	Introduction.....	2
2.	Vendor/Customer GST Registration No.....	3
3.	Additional Setup (Optional).....	4
4.	Subscription.....	6



1. Introduction

Thanks for choosing Singapore GST Reg No./UEN/NRIC Verifier App for Microsoft Dynamics 365 Business Central.

This app enables you to verify GST Reg. No. of your vendor or customer using IRAS API to verify.



2. Vendor/Customer GST Registration No.

After installing app you can navigate to Vendor or Customer card and enter GST Reg. No or UEN No. or NRIC No. System will automatically check whether entered REG. No. is valid or not.

10000 · LAZADA SOUTH EAST ASIA PTE. LTD.

Process Report Request Approval New Document | Actions Navigate Report Less options


Country/Regio...

[Show on Map](#)

Invoicing Show less

Tax Registratio...	M90369204E	Vendor No.	<input type="text"/>
GST Reg. No St...	Valid	Bank Communi...	E English
Registered Na...	LAZADA SOUTH EAST...	Invoice Disc. C...	10000
Date of Registr...	5/1/2014	POSTING DETAILS	
Date of De Reg...	<input type="text"/>	Gen. Bus. Posti...	DOMESTIC
GLN	<input type="text"/>	Vendor Postin...	DOMESTIC
Tax Liab...	<input checked="" type="checkbox"/>	FOREIGN TRADE	
Tax Area Code *	<input type="text"/>	Currency Code ...	<input type="text"/>

Vendor Picture ▼



Attachments

Documents 0

Vendor Statistics

Balance (\$)	2,071.13
Outstanding Orders (\$)	5,892.79
Amt. Rcd. Not Invd. (\$)	0.00
Outstanding Invoices (\$)	226.84

10000 · LAZADA SOUTH EAST ASIA PTE. LTD.

Process New Document Request Approval Customer | Actions Navigate Report Less options

[Verify GST Reg./UEN/NRIC No](#)

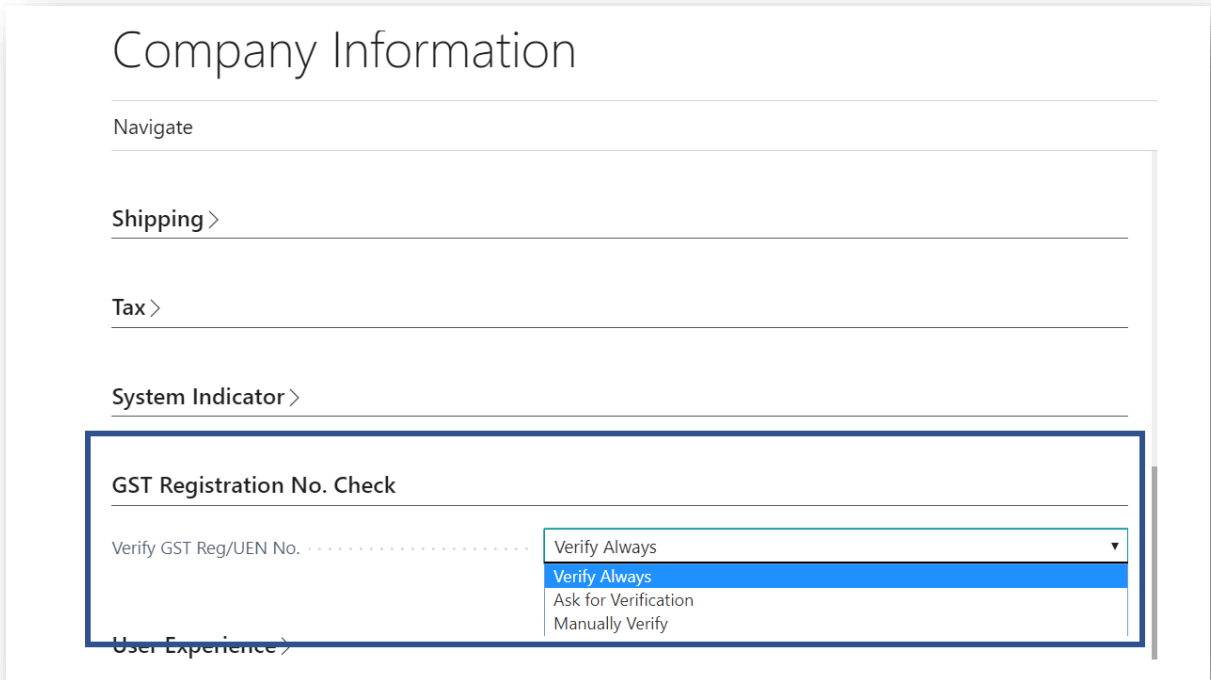
Invoicing Show less

Customer	<input type="text"/>	Tax Exemption No.	<input type="text"/>
Tax Registration No.	M90369204E	Invoice Copies	0
GST Reg. No Status	Valid	POSTING DETAILS	
Registered Name	LAZADA SOUTH EAST ASIA PTE. LTD.	Gen. Bus. Posting Group	DOMESTIC
Date of Registration	5/1/2014	Customer Posting Group	DOMESTIC
Date of De Registration	<input type="text"/>	PRICES AND DISCOUNTS	
GLN	<input type="text"/>	Currency Code	<input type="text"/>
Copy Sell-to Addr. to Qte Fr...	Company	Customer Price Group	<input type="text"/>
Tax Liab...	<input checked="" type="checkbox"/>	Customer Disc. Group	<input type="text"/>

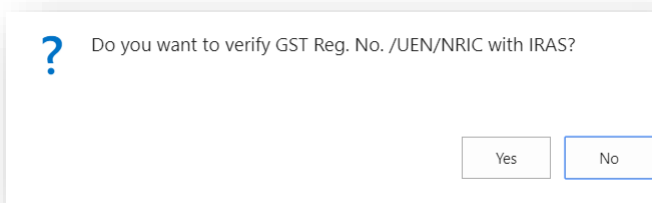


3. Additional Setup (Optional)

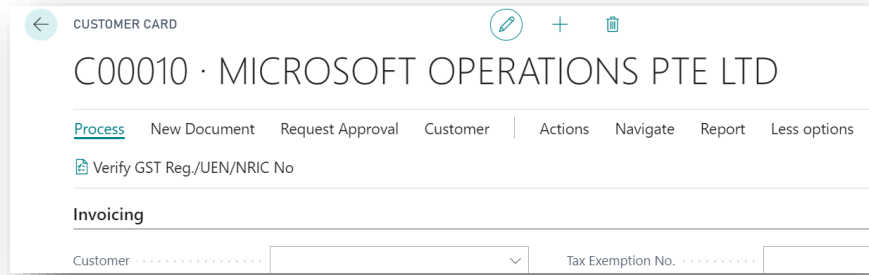
Navigate to Company information and configure.



- 1. Verify Always
 - a. System will automatically verify when user enters GST Reg. No in vendor or customer card
- 2. Ask for Verification
 - a. When users enter GST Reg. No., system will ask for confirmation before its validates.



- 3. Manually Verify
 - User need to manually click Verify from Action Menu



User Permission

While installing system will add Role called “GST REGISTRATION VER” to user who is having role as Super User/Security /Customer Edit Role and Vendor Edit Role

PERMISSION SET	NAME	TYPE	EXTENSION NAME
GST REGISTRATION VER	GST Registration Verification	Extension	Singapore GST Reg No./UEN/NRIC Verifier



Arshu Consultancy Pte. Ltd.

4. Subscription

This app is free of Charges. Currently IRAS provides free API services to verify it.

For support or other IRAS Integration services, please email to support_sg@navisionapps.com