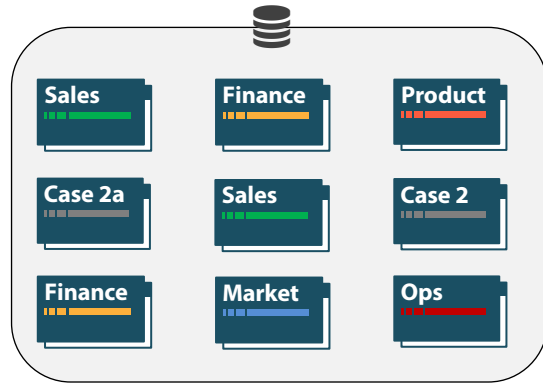


TeamSlide Business introduction

Intelligent slide discovery within PowerPoint

Finding specific PowerPoint content is tedious, resulting in loss of productivity & poor knowledge capture



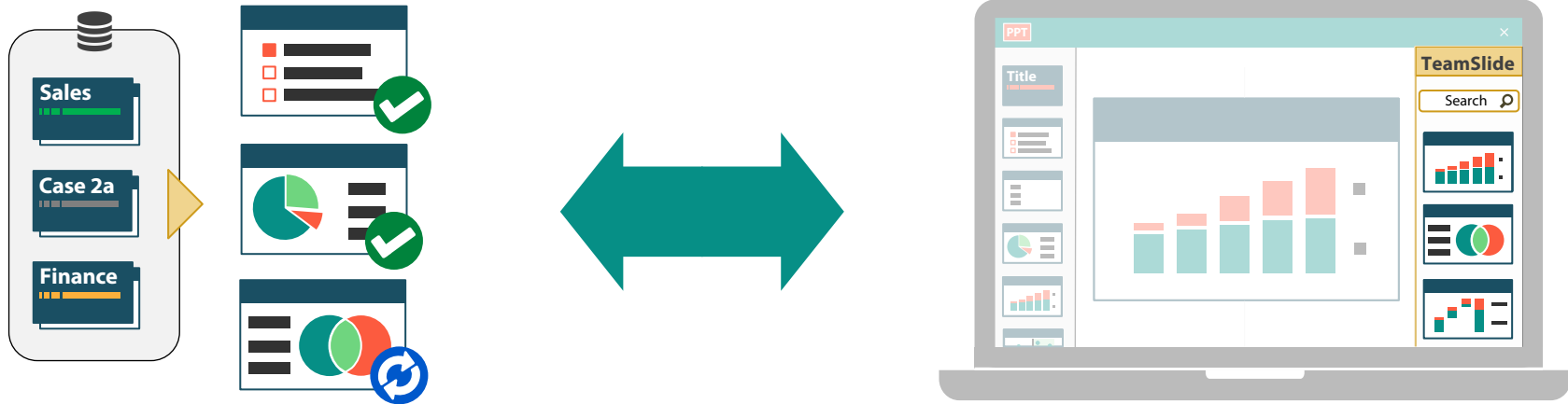
You have a wealth of content buried in presentations and out-of-sync across multiple locations:

- Marketing material
- Project summaries
- Archived presentations
- Frameworks
- Market data

As a result, employees have a difficult time finding the specific content they need. To access relevant content they:

- Flip through multiple decks
- Email others
- Use old versions of slides
- Recreate slides that already exist

TeamSlide solves this problem by keeping your critical PowerPoint content at your fingertips



TeamSlide allows you to build a slide library or integrates with your content management systems:

- Separates files into individual slides
- Applies intelligent search algorithms
- Manages access rights & secures your content

TeamSlide embeds into PowerPoint making it easy to use:

- Insert content with a single click
- Share new or update existing content
- Check for new content; never use old slides

Screen shots

File Home **Insert** Design

Screenshot ▾

Photo Album ▾

Illustrations

TeamSlide

Links ▾

Comment

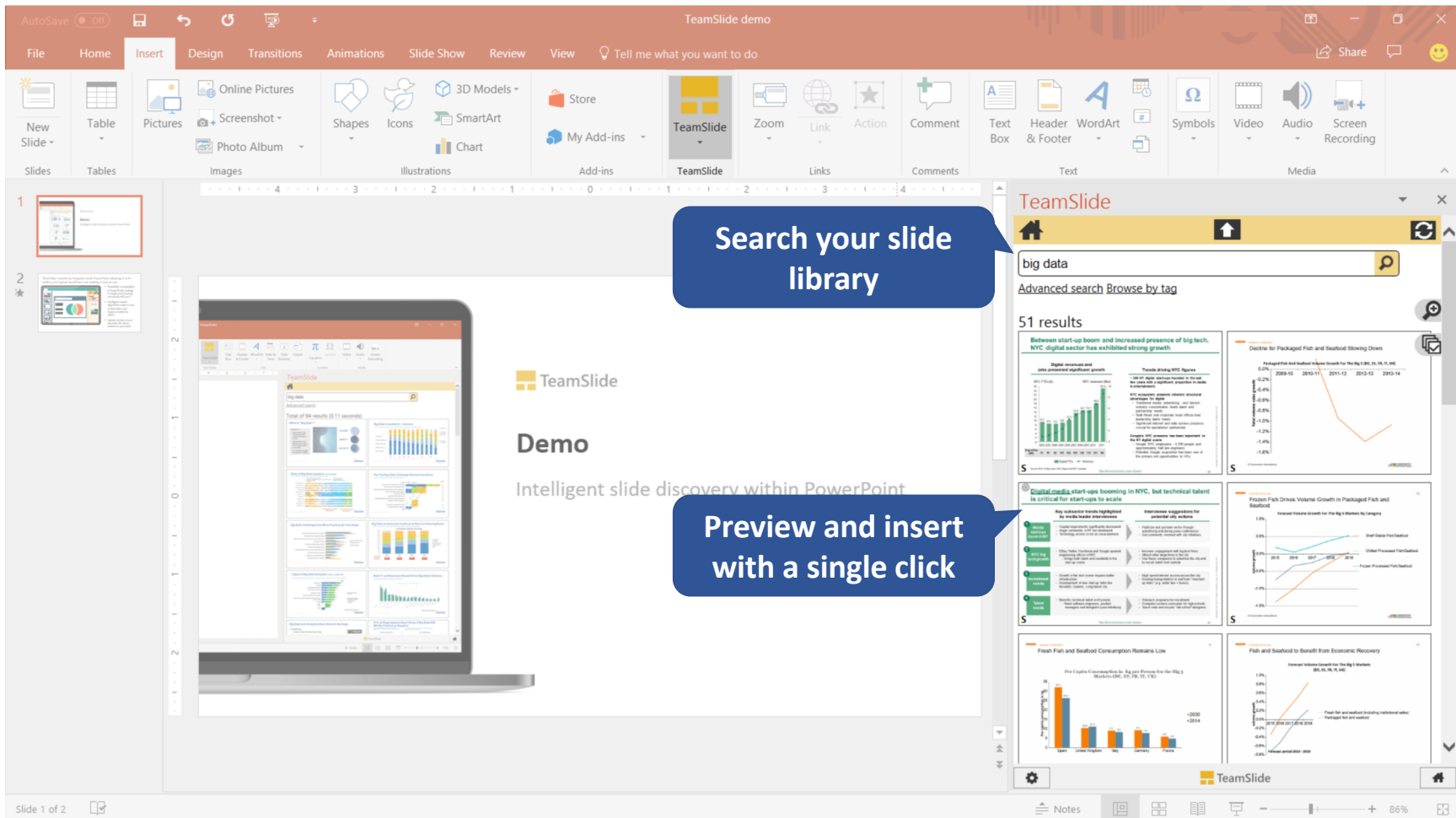
Comments

Find TeamSlide in the Insert ribbon

TeamSlide

Home

[Advanced search](#)



TeamSlide demo

what you want to do

TeamSlide Zoom Link Action Comment Text Box Header & Footer WordArt Symbols Video Audio Screen Recording

1 2 3 4

TeamSlide

big data

Advanced search Browse by tag

51 results

Between start-up boom and increased presence of big tech, NYC digital sector has exhibited strong growth

Digital revenues and jobs presented significant growth

NYC FY14 (\$B)

NYC FY14 (\$B)

Trends driving NYC figures

- ~300 NY digital start-ups founded in the last 12 months with a significant proportion in the fintech space
- NYC ecosystem presents inherent structural advantages for digital
 - Traditional media, advertising, and fashion industry concentration lends talent and infrastructure assets
 - High talent and resources pool offers long leadership talent spans
 - Significant venture and data science presence crucial for operational partnership
- Design & NYC ecosystem has been important to the NY digital sector
 - Design & NYC ecosystem has been important to the NY digital sector
 - Design & NYC ecosystem has been important to the NY digital sector
 - Design & NYC ecosystem has been important to the NY digital sector

Decline for Packaged Fish and Seafood Slowing Down

Packaged Fish and Seafood Slows Growth For The Big 5 (DE, IL, IN, MI, OH)

2009-10 2010-11 2011-12 2012-13 2013-14

Digital media start-ups booming in NYC, but technical talent is critical for start-ups to scale

TeamSlide

Notes

86%

Easy to access menu

Open entire presentations too

discovery within PowerPoint

TeamSlide demo

what you want to do

TeamSlide Zoom Link Action Comment Text Box Header & Footer WordArt Symbols Video Audio Screen Recording

1 2 3 4

TeamSlide

shapes created by others

- Update checks ensure you have the latest content in your deck

s

TeamSlide seamlessly integrates with PowerPoint allowing it to fit within your typical workflows and making it easy to use

- TeamSlide is embedded in PowerPoint; making it simple and ensuring everybody will use it
- Intelligent search algorithms make it easy to find slides and shapes created by others
- Update checks ensure you have the latest content in your deck

Description: TeamSlide seamlessly integrates with PowerPoint allowing it to fit within your typical workflows and making it easy to use

Tags: [introduction-ppt](#)

Owner: User1 | Last update: 5/3/2017

TeamSlide

Notes

86%

discovery within PowerPoint

Get all slide details

AutoSave OFF

TeamSlide demo

FileHomeInsertDesignTransitionsAnimationsSlide ShowReviewViewTell me what you want to do

New Slide

Table

Pictures

Online Pictures

Screenshot

Photo Album

SlidesTables

Shapes

Icons

3D Models

SmartArt

Chart

ImagesIllustrations

Store

My Add-ins

TeamSlide

Add-ins

Zoom

Link

Action

Comments

Links

Text Box

Header & Footer

WordArt

Text

Symbols

Video

Audio

Screen Recording

Media

1

2

Company financials 2017

Year	Product A	Product B	Service	Total w/o acq.	Competitor
2009	91	69			
2010	93	72			
2011	97	73			
2012	101	72			

Headcount: 160, 182, 198, 201
Rev/HK: 0.57, 0.51, 0.49, 0.50

CAGR (09-12): 3%, 4%, 3%

- Comment 1
- Comment 2
- Comment 3

TeamSlide

Content updates found

Company financials 2018

Slide 2

Update

Insert copy

Remove TeamSlide link

Mark as updated

Update unchanged

Slide 2 of 2

Notes

86%

Automatically
update old slides