

▶ **PRODUCT PRESENTATION**

REAL ESTATE AND PERSONAL PROPERTY
MANAGEMENT SYSTEM



BUILDING

building.panoramictools.com

TABLE OF CONTENTS

- > INTRODUCTION
- > SYSTEM MODULES
- > BENEFITS



BUILDING



BUILDING

Web app created to manage goods, parts and staff to support and optimize operations.

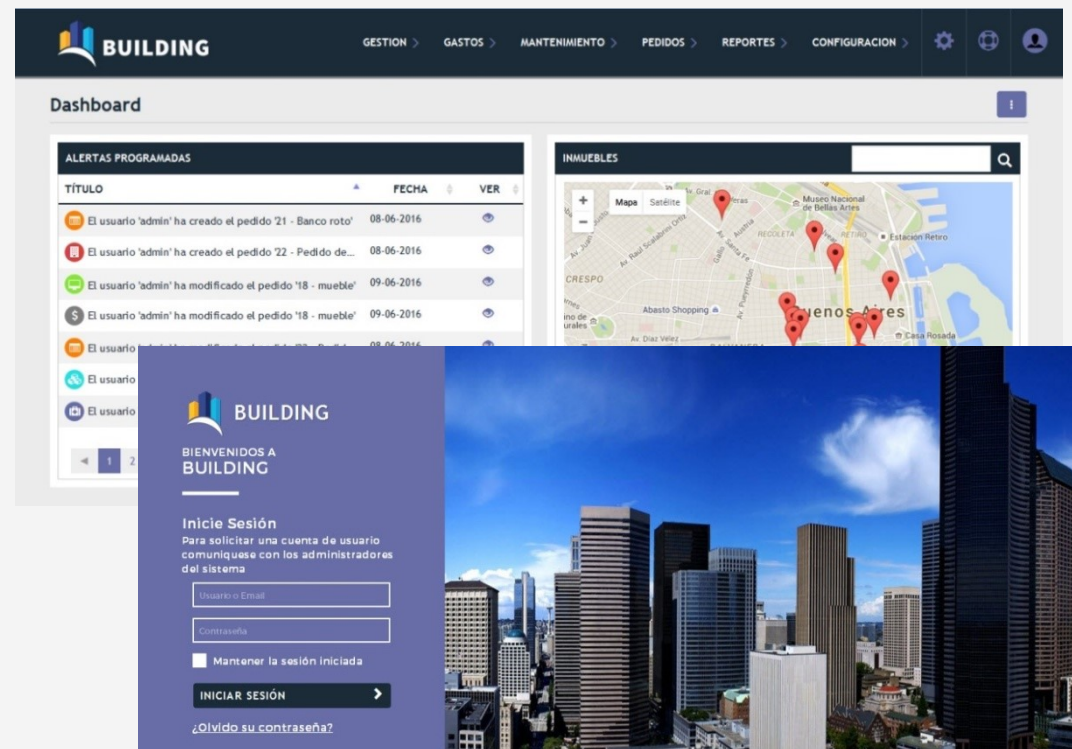
With an innovative design, the application will improve user's navigation experience. Intuitive and interactive, it helps organize information and monitor buildings in an efficient, straightforward manner.



INTRODUCTION

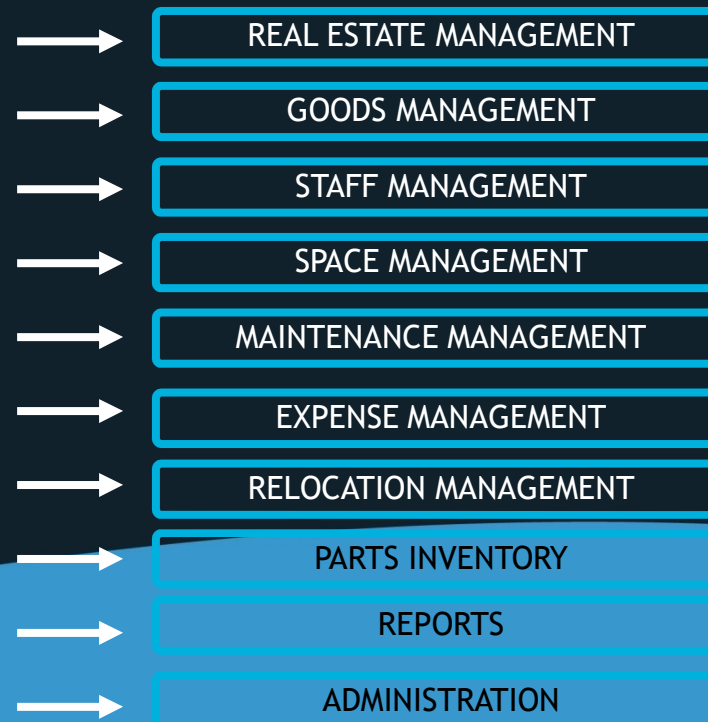
Building is a web app created for integrated Real Estate and Goods management in an organization, and provides a snapshot of facilities and infrastructure.

Access to information may be restricted through profiles, which indicate what a user can see and do.



SYSTEM MODULES/ BUILDING

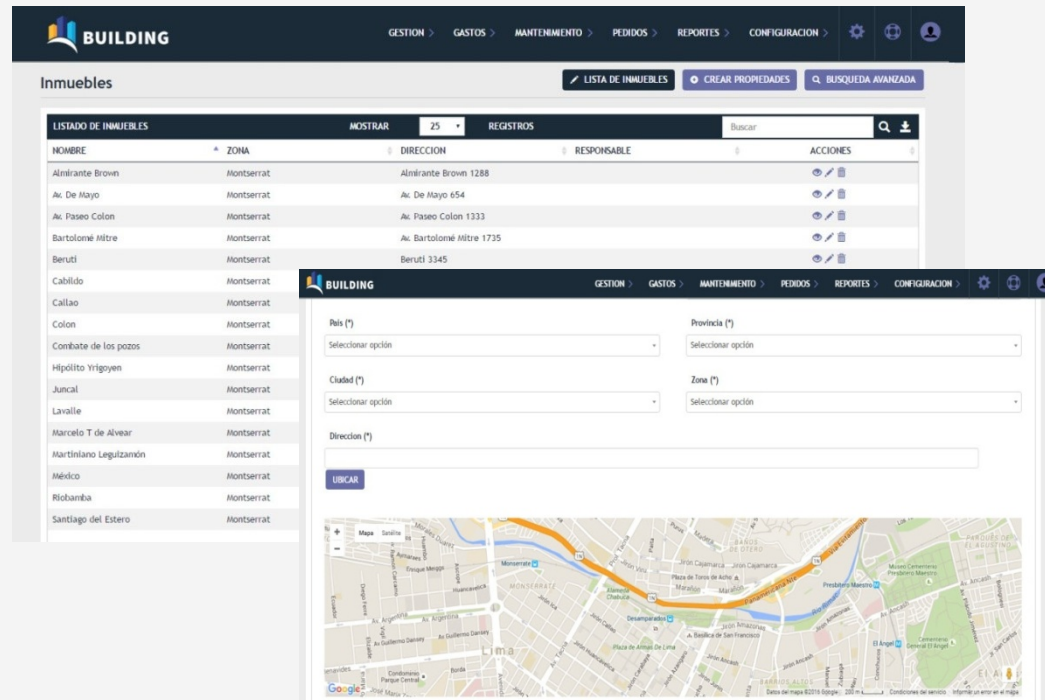
The following are the system modules:






SYSTEM MODULES/ REAL ESTATE MANAGEMENT











- ▶ The organization's real estate may be managed through this module by identifying their location, responsible person, ownership, spaces included and the listing of employees working in the premises.




The organization's real estate may be managed through this module in multiple cities and regions.



BUILDING GESTION > GASTOS > MANTENIMIENTO > PEDIDOS > REPORTES > CONFIGURACION >   

Inmuebles [/ LISTA DE INMUEBLES](#) [/ CREAR PROPIEDADES](#) [/ BUSQUEDA AVANZADA](#)

NOMBRE	ZONA	DIRECCION	RESPONSABLE	ACCIONES
Almirante Brown	Montserrat	Almirante Brown 1288		 
Av. De Mayo	Montserrat	Av. De Mayo 654		 
Av. Paseo Colon	Montserrat	Av. Paseo Colon 1333		 
Bartolomé Mitre	Montserrat	Av. Bartolomé Mitre 1735		 
Beruti	Montserrat	Beruti 3345		 
Cabildo	Montserrat			
Callao	Montserrat			
Colon	Montserrat			
Confite de los pozos	Montserrat			
Hipólito Yrigoyen	Montserrat			
Juncal	Montserrat			
Lavalle	Montserrat			
Marcelo T de Alvear	Montserrat			
Martiniano Leguizandín	Montserrat			
México	Montserrat			
Rioabamba	Montserrat			
Santiago del Estero	Montserrat			

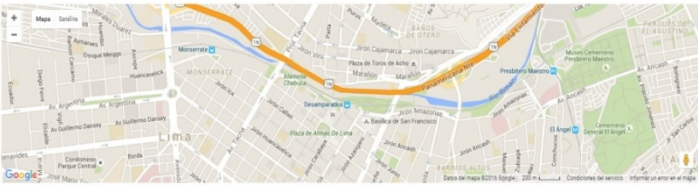
BUILDING GESTION > GASTOS > MANTENIMIENTO > PEDIDOS > REPORTES > CONFIGURACION >   

País (*) Provincia (*)

Ciudad (*) Zona (*)

Direccion (*)

[UBICAR](#)

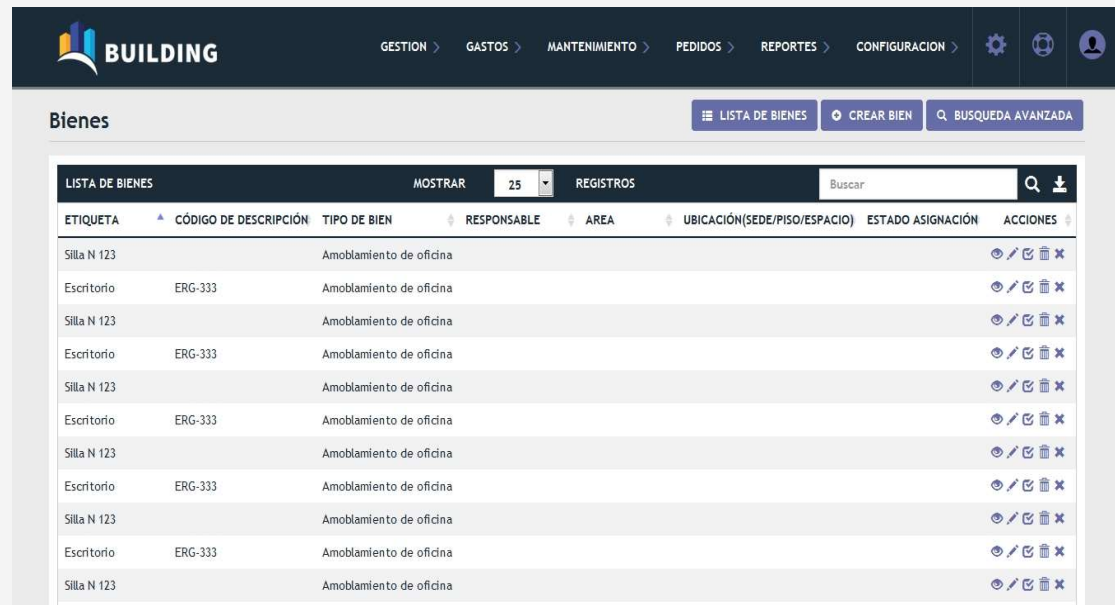


SYSTEM MODULES/ GOODS MANAGEMENT

- ▶ All the organization's goods that require registration may be recorded, allocated and tracked from this module.

The following data items may be managed:

- ✓ Type
- ✓ Brand/Make
- ✓ Model
- ✓ Version
- ✓ Serial No.
- ✓ Description
- ✓ Service life
- ✓ Condition
- ✓ Allocations, indicating
 - ✓ Dates and responsible officers
 - ✓ Real estate item and space allocated



The screenshot shows the 'Bienes' (Goods) management interface. At the top, there's a navigation bar with 'BUILDING' and various menu items: GESTION, GASTOS, MANTENIMIENTO, PEDIDOS, REPORTES, CONFIGURACION. Below this, there's a sub-header 'Bienes' with buttons for 'LISTA DE BIENES', 'CREAR BIEN', and 'BUSQUEDA AVANZADA'. The main area displays a table titled 'LISTA DE BIENES' with columns: ETIQUETA, CÓDIGO DE DESCRIPCIÓN, TIPO DE BIEN, RESPONSABLE, AREA, UBICACIÓN(SEDE/PISO/ESPACIO), ESTADO ASIGNACIÓN, and ACCIONES. The table shows 10 rows of data, all with 'Silla N 123' as the label and 'Amoblamiento de oficina' as the type. The 'ACCIONES' column contains icons for edit, delete, and other actions.

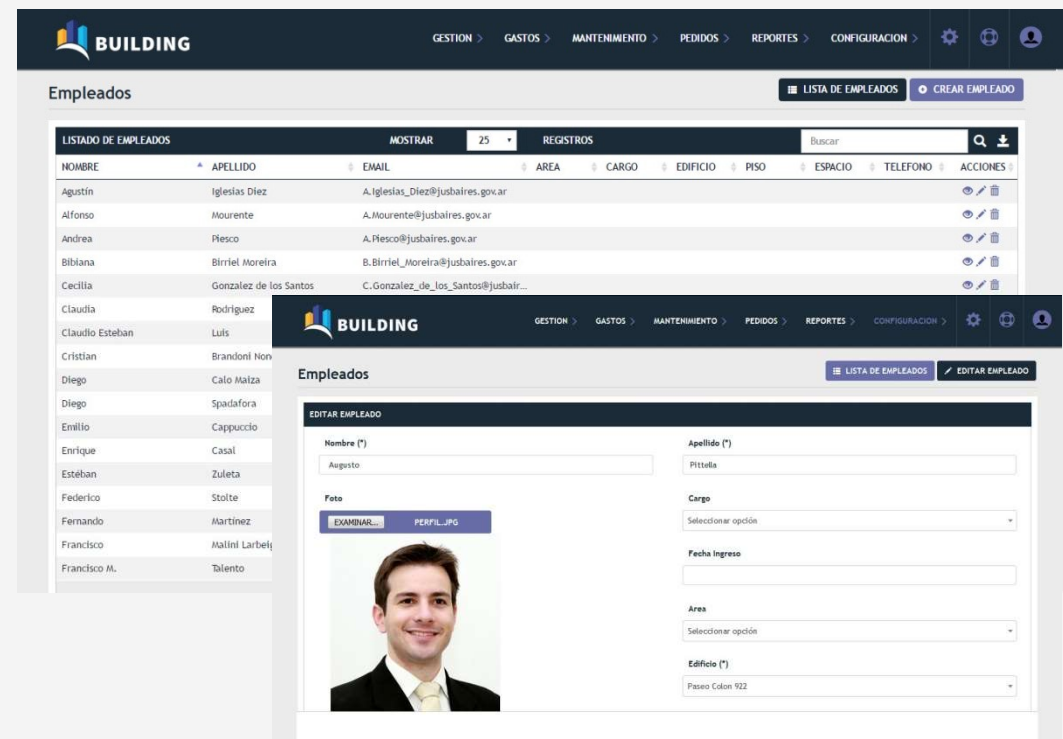
ETIQUETA	CÓDIGO DE DESCRIPCIÓN	TIPO DE BIEN	RESPONSABLE	AREA	UBICACIÓN(SEDE/PISO/ESPACIO)	ESTADO ASIGNACIÓN	ACCIONES
Silla N 123		Amoblamiento de oficina					
Escritorio	ERG-333	Amoblamiento de oficina					
Silla N 123		Amoblamiento de oficina					
Escritorio	ERG-333	Amoblamiento de oficina					
Silla N 123		Amoblamiento de oficina					
Escritorio	ERG-333	Amoblamiento de oficina					
Silla N 123		Amoblamiento de oficina					
Escritorio	ERG-333	Amoblamiento de oficina					
Silla N 123		Amoblamiento de oficina					
Escritorio	ERG-333	Amoblamiento de oficina					
Silla N 123		Amoblamiento de oficina					

SYSTEM MODULES/ STAFF MANAGEMENT

- ▶ Staff information is critical in a facility management system. By allocating staff members to spaces, the officer responsible for the facilities may report on the relevant impact on the organization (divisions, departments and staff members).

Information such as the following may be quickly recorded and viewed through this module:

- ✓ Personal data
- ✓ Contact data
- ✓ Picture of the employee
- ✓ Job-related data, including:
 - ✓ Date joined the organization
 - ✓ Area and position
 - ✓ Location, building and space



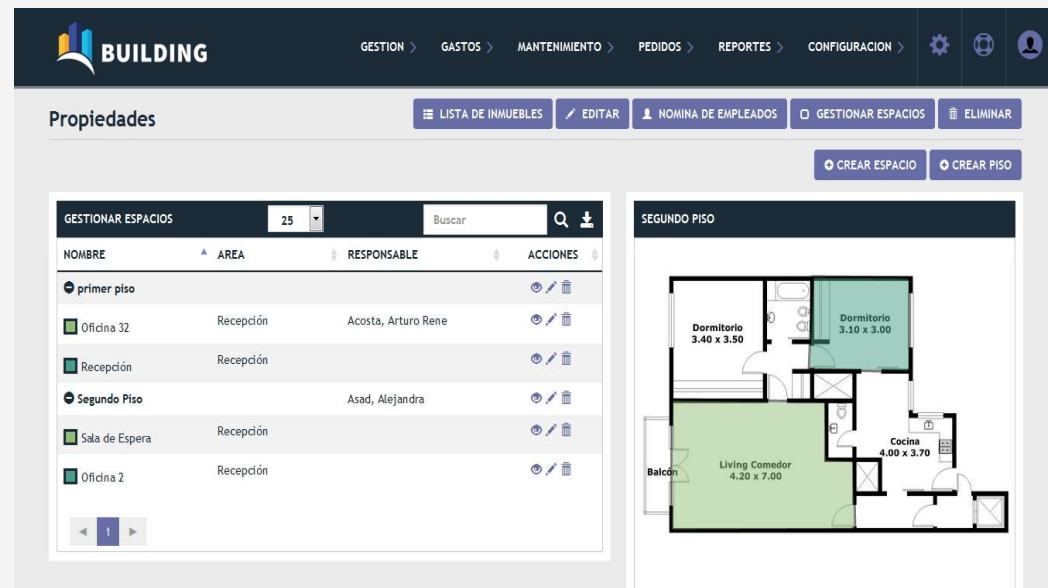
SYSTEM MODULES/ SPACE MANAGEMENT

- ▶ Space information is the basis of the application. Users may quickly create accurate space information by using data input screens.

The following may be indicated about each space:

- ✓ What type of space it is
- ✓ Which areas of the organization operate in that space
- ✓ Who is the responsible officer

Spaces may be input based on a drawing, and their locations may be marked.



The screenshot displays the 'Gestionar Espacios' (Manage Spaces) interface within the PANORAMIC BUILDING application. The top navigation bar includes options like GESTION, GASTOS, MANTENIMIENTO, PEDIDOS, REPORTES, and CONFIGURACION. Below this, a 'Propiedades' section offers buttons for LISTA DE INMUEBLES, EDITAR, NOMINA DE EMPLEADOS, GESTIONAR ESPACIOS, and ELIMINAR. The main area is divided into two panels. The left panel, titled 'GESTIONAR ESPACIOS', shows a table with columns for NOMBRE, AREA, RESPONSABLE, and ACCIONES. The right panel, titled 'SEGUNDO PISO', displays a floor plan diagram with labeled rooms and their dimensions.

NOMBRE	AREA	RESPONSABLE	ACCIONES
primer piso			
Oficina 32	Recepción	Acosta, Arturo Rene	
Recepción	Recepción		
Segundo Piso		Asad, Alejandra	
Sala de Espera	Recepción		
Oficina 2	Recepción		

SEGUNDO PISO

Floor Plan Details:

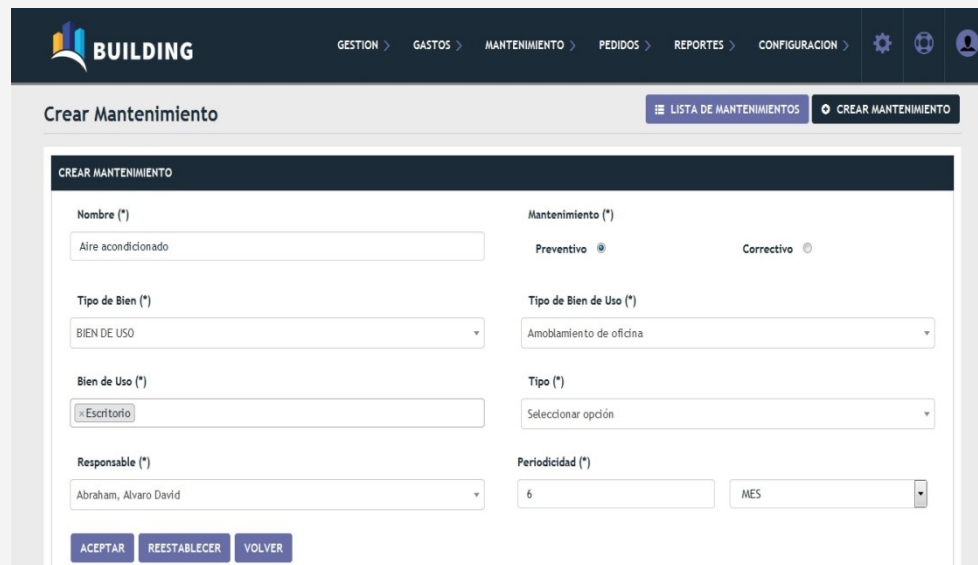
- Dormitorio: 3.40 x 3.50
- Dormitorio: 3.10 x 3.00
- Cocina: 4.00 x 3.70
- Living Comedor: 4.20 x 7.00
- Balcon

SYSTEM MODULES/ MAINTENANCE MANAGEMENT

▶ Different maintenance methods may be managed through this module:

- Corrective
- Preventive

Order reception and logging may be managed through this module, by associating each maintenance effort to the staff allocated to it, the relevant space and good involved, materials used and the cost of the whole assignment.



The screenshot shows the 'Crear Mantenimiento' (Create Maintenance) form within the BUILDING system. The form is titled 'CREAR MANTENIMIENTO' and includes the following fields and options:

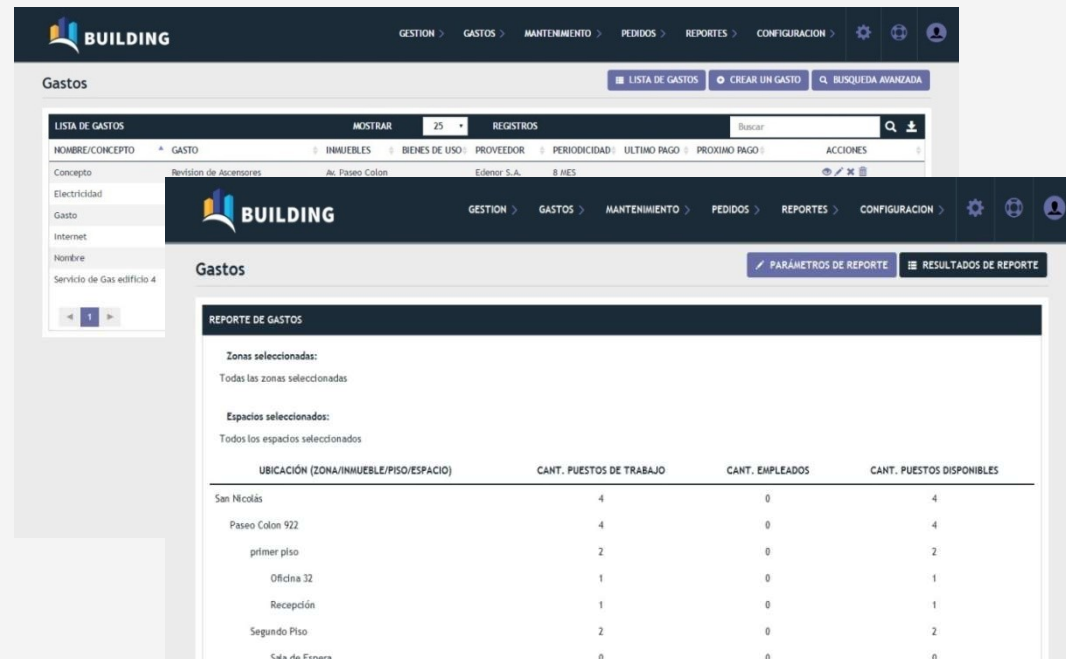
- Nombre (*)**: Text input field containing 'Aire acondicionado'.
- Mantenimiento (*)**: Radio button options for 'Preventivo' (selected) and 'Correctivo'.
- Tipo de Bien (*)**: Dropdown menu showing 'BIEN DE USO'.
- Tipo de Bien de Uso (*)**: Dropdown menu showing 'Amoblamiento de oficina'.
- Bien de Uso (*)**: Text input field containing 'Escritorio'.
- Tipo (*)**: Dropdown menu showing 'Seleccionar opción'.
- Responsable (*)**: Text input field containing 'Abraham, Alvaro David'.
- Periodicidad (*)**: Text input field containing '6' and a dropdown menu showing 'MES'.

At the bottom of the form are three buttons: 'ACEPTAR', 'REESTABLECER', and 'VOLVER'.

SYSTEM MODULES/ EXPENSE MANAGEMENT

► Expenses may be managed through this module. It is both for regular and one-time expenses associated to each one of the goods, considering the following:

- ✓ Expense categorization
- ✓ Expense recording
- ✓ Due date alerts
- ✓ Specific reports



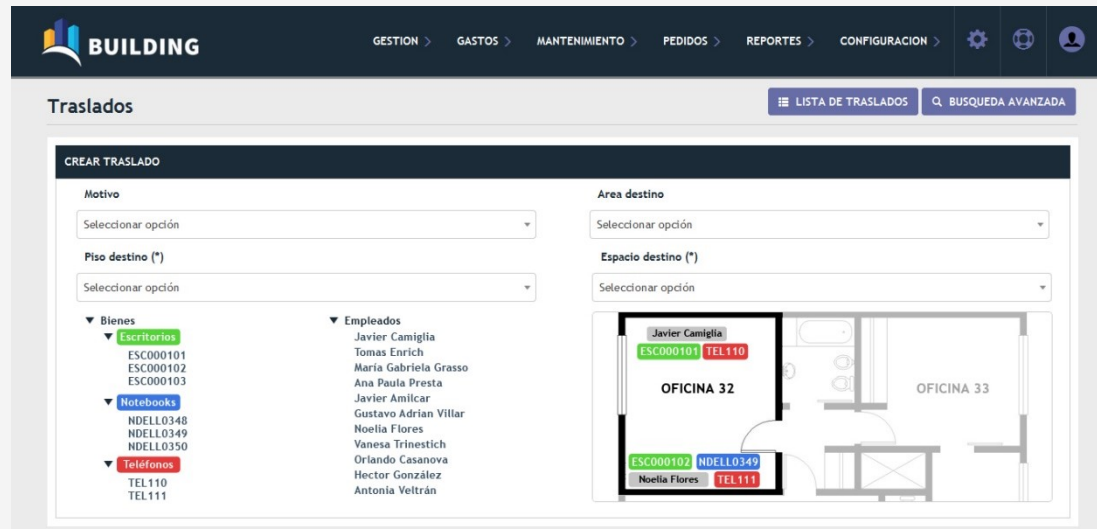
UBICACIÓN (ZONA/INMUEBLE/PISO/ESPACIO)	CANT. PUESTOS DE TRABAJO	CANT. EMPLEADOS	CANT. PUESTOS DISPONIBLES
San Nicolás	4	0	4
Paseo Colon 922	4	0	4
primer piso	2	0	2
Oficina 32	1	0	1
Recepción	1	0	1
Segundo Piso	2	0	2
Sala de Espera	0	0	0




SYSTEM MODULES/ TRANSFERS

- ▶ Transfer management is a vital component to keep facility information accurate. It maintains the location of staff and goods.

A location may be indicated on a Transfer Order and the staff member and goods associated to that space will be displayed. The current state of occupancy and availability of the space are displayed by selecting the destination.

Completed transfers automatically update the location of the staff member and Goods allocated.



BUILDING GESTION > GASTOS > MANTENIMIENTO > PEDIDOS > REPORTES > CONFIGURACION >   

Traslados [LISTA DE TRASLADOS](#) [BUSQUEDA AVANZADA](#)

CREAR TRASLADO

Motivo
Seleccionar opción

Piso destino (*)
Seleccionar opción

Bienes

- ▼ Escritorios
 - ESC000101
 - ESC000102
 - ESC000103
- ▼ Notebooks
 - NDELL0348
 - NDELL0349
 - NDELL0350
- ▼ Teléfonos
 - TEL110
 - TEL111

Empleados

- Javier Camiglia
- Tomas Enrich
- Maria Gabriela Grasso
- Ana Paula Presta
- Javier Amílcar
- Gustavo Adrian Villar
- Noelia Flores
- Vanesa Trimestich
- Orlando Casanova
- Hector González
- Antonia Veltrán

Area destino
Seleccionar opción

Espacio destino (*)
Seleccionar opción

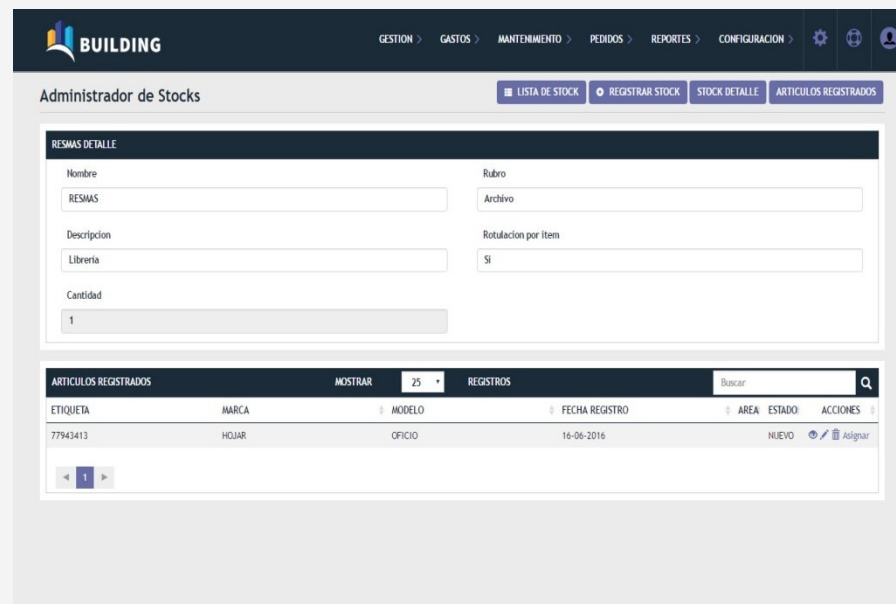
Diagrama de Espacios:

- OFICINA 32:** Javier Camiglia (ESC000101 TEL110), Noelia Flores (ESC000102 NDELL0349 TEL111)
- OFICINA 33:** (Empty)


SYSTEM MODULES/ SUPPLIES MANAGEMENT

- ▶ The supplies management screen provides a summary of the supplies, their locations, current stocks and parts required. The maintenance officer may, by selecting the supplies list, create purchase orders and select a vendor, place of delivery and account.

The inventory figures are adjusted automatically as supplies are received.



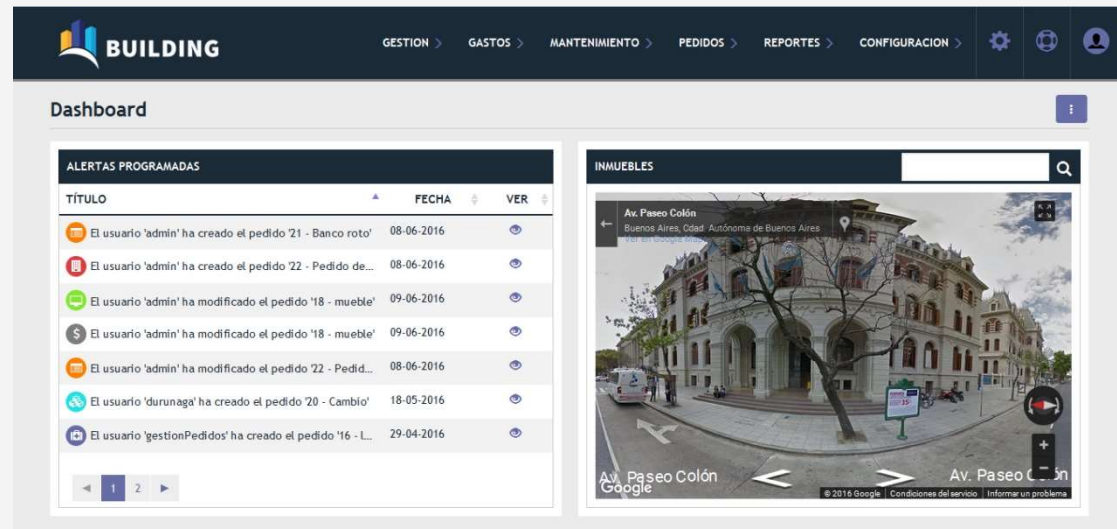
The screenshot displays the 'Administrador de Stocks' (Stocks Administrator) interface. At the top, a navigation bar includes links for GESTION, GASTOS, MANTENIMIENTO, PEDIDOS, REPORTES, CONFIGURACION, and user icons. Below this, a sub-header shows 'Administrador de Stocks' and tabs for LISTA DE STOCK, REGISTRAR STOCK, STOCK DETALLE, and ARTICULOS REGISTRADOS. The 'STOCK DETALLE' tab is active, showing a form for 'RESUMAS DETALLE'. This form contains fields for Nombre (RESUMAS), Rubro (Archivo), Descripcion (Libreria), Rotulacion por item (SI), and Cantidad (1). Below the form is a table titled 'ARTICULOS REGISTRADOS' with columns: ETIQUETA, MARCA, MODELO, FECHA REGISTRO, AREA, ESTADO, and ACCIONES. The table contains one record: 77943413, HOUAR, OFICIO, 16-06-2016, NUEVO, with an 'Asignar' action icon. A search bar and a 'Mostrar 25' dropdown are also present.

ETIQUETA	MARCA	MODELO	FECHA REGISTRO	AREA	ESTADO	ACCIONES
77943413	HOUAR	OFICIO	16-06-2016		NUEVO	

SYSTEM MODULES/ REPORTS

▶ This is the app's reporting and indicator module, with the following features:

- ✓ Dashboard: Indicator Control Panel.
- ✓ Map: Location of each Building on a map.
- ✓ On-line Reports: System reports may be exported in Excel format, with the possibility of using filters, such as:
 - ✓ Goods
 - ✓ Staff members
 - ✓ Telephone lists



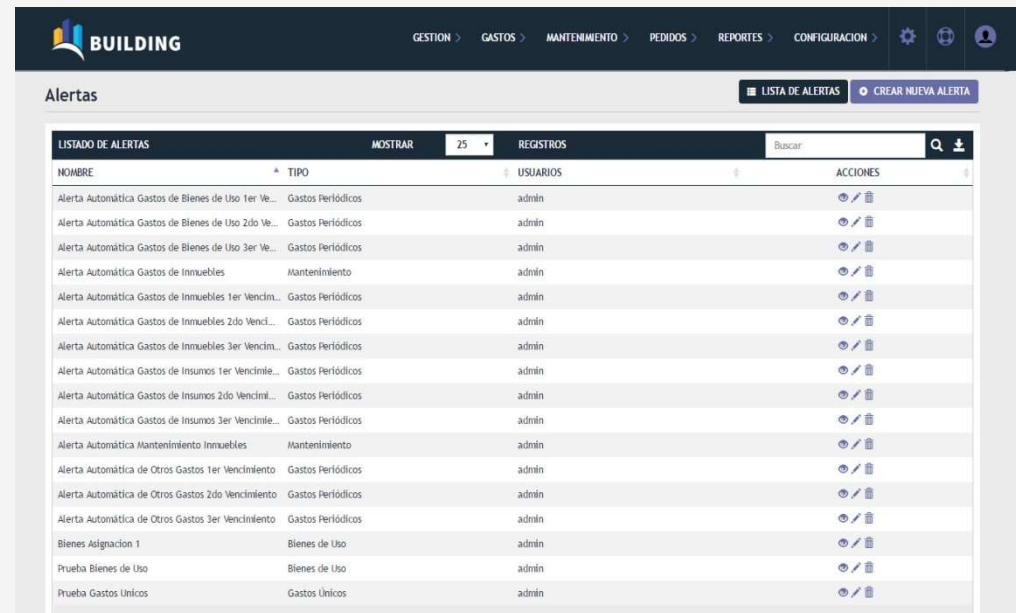
The screenshot shows the BUILDING app dashboard. At the top is a dark navigation bar with the BUILDING logo and menu items: GESTION, GASTOS, MANTENIMIENTO, PEDIDOS, REPORTES, CONFIGURACION, and icons for settings, location, and user. Below the navigation bar is the 'Dashboard' section. It contains two main panels. The left panel, titled 'ALERTAS PROGRAMADAS', displays a table of scheduled alerts. The right panel, titled 'INMUEBLES', shows a Google Street View image of a building at the intersection of Av. Paseo Colón and Av. Corrientes in Buenos Aires.




















































TÍTULO	FECHA	VER
El usuario 'admin' ha creado el pedido '21 - Banco roto'	08-06-2016	
El usuario 'admin' ha creado el pedido '22 - Pedido de...'	08-06-2016	
El usuario 'admin' ha modificado el pedido '18 - mueble'	09-06-2016	
El usuario 'admin' ha modificado el pedido '18 - mueble'	09-06-2016	
El usuario 'admin' ha modificado el pedido '22 - Pedid...	08-06-2016	
El usuario 'durunaga' ha creado el pedido '20 - Cambio'	18-05-2016	
El usuario 'gestionPedidos' ha creado el pedido '16 - L...	29-04-2016	

SYSTEM MODULES/ CONFIGURATION

▶ The system's most relevant parameters may be configured in a straightforward manner. The module is split into 16 options, including the following:

- ✓ **Alerts:** System notifications for scheduled events (tax, insurance policy, maintenance due dates, etc.)
- ✓ **Expense categories:** System expense categorization and classification.
- ✓ **Orders:** Definition of order workflow and criticality classification.
- ✓ **Classification by Heading, Property, Plant and Equipment and Consumer Goods**
- ✓ **Areas:** Sector classification by city.



LISTADO DE ALERTAS			
NOMBRE	TIPO	USUARIOS	ACCIONES
Alerta Automática Gastos de Bienes de Uso 1er Ve...	Gastos Periódicos	admin	  
Alerta Automática Gastos de Bienes de Uso 2do Ve...	Gastos Periódicos	admin	  
Alerta Automática Gastos de Bienes de Uso 3er Ve...	Gastos Periódicos	admin	  
Alerta Automática Gastos de Inmuebles	Mantenimiento	admin	  
Alerta Automática Gastos de Inmuebles 1er Vencim...	Gastos Periódicos	admin	  
Alerta Automática Gastos de Inmuebles 2do Venci...	Gastos Periódicos	admin	  
Alerta Automática Gastos de Inmuebles 3er Vencim...	Gastos Periódicos	admin	  
Alerta Automática Gastos de Insumos 1er Vencimie...	Gastos Periódicos	admin	  
Alerta Automática Gastos de Insumos 2do Venciml...	Gastos Periódicos	admin	  
Alerta Automática Gastos de Insumos 3er Vencimie...	Gastos Periódicos	admin	  
Alerta Automática Mantenimiento Inmuebles	Mantenimiento	admin	  
Alerta Automática de Otros Gastos 1er Vencimiento	Gastos Periódicos	admin	  
Alerta Automática de Otros Gastos 2do Vencimiento	Gastos Periódicos	admin	  
Alerta Automática de Otros Gastos 3er Vencimiento	Gastos Periódicos	admin	  
Bienes Asignación 1	Bienes de Uso	admin	  
Prueba Bienes de Uso	Bienes de Uso	admin	  
Prueba Gastos Unicos	Gastos Unicos	admin	  

SYSTEM MODULES/ ADMINISTRATION

► Module of exclusive use of the System Manager, which considers the following:

- ✓ **Users:** Entity to manage users with system access.
- ✓ **Roles:** Allocation of roles to the users to support system permit management.

BUILDING

GESTION >

GASTOS >

MANTENIMIENTO >

PEDIDOS >

REPORTES >

CONFIGURACION >







Administrador de Usuarios

LISTA DE USUARIOS

CREAR USUARIO

LISTADO DE USUARIOS		MOstrar	25	REGISTROS	Buscar	
NOMBRE DE USUARIO	EMAIL	ROLES	ACTIVADO	CREADO	ACCIONES	
admin	lobo.gaston@gmail.com	admin	SI	09-11-2015		
afeo	lobogaston@outlook.com	Full Access	SI	29-02-2016	 	
asfasfas	user@examplafse.org	Administrador de Traslados	SI	16-03-2016	 	
cvincen	cv@def.com	Personal del área de Administración	SI	10-03-2016	 	

GESTION >

GASTOS >

MANTENIMIENTO >

PEDIDOS >

REPORTES >

CONFIGURACION >

Administrador de Usuarios

LISTA DE USUARIOS

CREAR USUARIO

LISTADO DE USUARIOS

MOstrar25REGISTROS

Buscar

NOMBRE DE USUARIO	EMAIL	ROLES	ACTIVADO	CREADO	ACCIONES
admin	lobo.gaston@gmail.com	admin	SI	09-11-2015	
afeo	lobogaston@outlook.com	Full Access	SI	29-02-2016	
asfasfas	user@examplafse.org	Administrador de Traslados	SI	16-03-2016	
cvincen	cv@def.com	Personal del área de Administración	SI	10-03-2016	
jfernandez	juan.fernandez.utf@gmail.com	Administrador de Traslados	SI	03-12-2015	
pedidor2	ped2@gh.vo	Reportes	SI	16-03-2016	
user	gaston.loboi@matriceconsulting.com...	Full Access	SI	09-11-2015	
usr_pedido	lobo.gaston@outlook.com	Solicitante de Pedidos	SI	26-05-2016	
vramirez	vramirez@jubalires.gov.ar	Personal del área de Administración	SI	10-03-2016	

1

BENEFITS

- Integrated control and management of the organization's assets.
- Facilities and infrastructure snapshot.
- Accountability.
- Standardized, automated processes and secured process transparency.
- Fast, accurate, consistent reporting.
- Regular and one-time expenses sorting. If so required, the building, space and area that incurred the expense may be identified.
- Efficient space use strategies.
- Accurate maintenance reports for budgeting.
- Utility and service expense reduction strategies.
- Multiple geographic locations easily added.
- User information on an as-needed basis for security.

THANK YOU!



BUILDING

building.panoramictools.com