

Enrich Your Research
with

J-Gate

The Largest Scholarly Information Discovery Gateway

www.jgateplus.com



Theses



Audio / Video




Journals



Book Series



Conference
Proceedings



10,000+ Articles
Added Everyday



Set Alerts On
Your Favourites



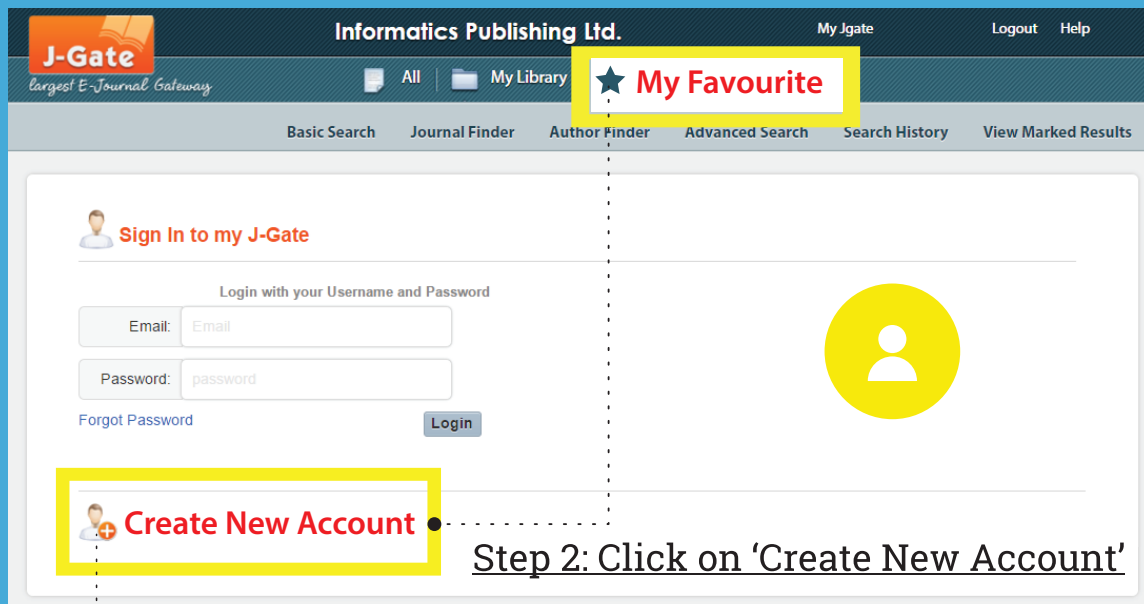
Browse
Table of Contents



Advanced
Filter Options

Guide To Create Your Personal Library

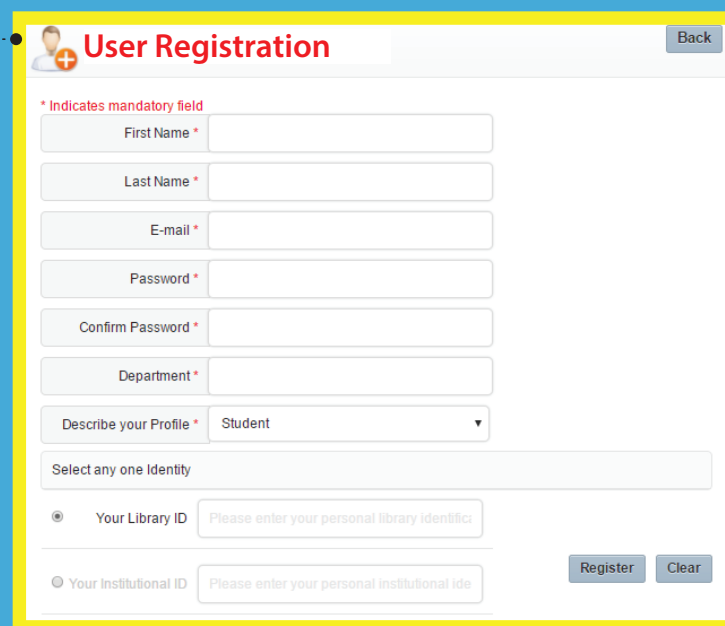
Step 1: Click on 'My Favourite' tab



The screenshot shows the J-Gate website interface. At the top, there's a navigation bar with 'J-Gate' logo, 'Informatics Publishing Ltd.', and links for 'My Jgate', 'Logout', and 'Help'. Below this is a secondary navigation bar with 'All', 'My Library', and 'My Favourite' (highlighted with a yellow box). A third navigation bar contains links like 'Basic Search', 'Journal Finder', 'Author Finder', 'Advanced Search', 'Search History', and 'View Marked Results'. The main content area features a 'Sign In to my J-Gate' section with a login form (Email, Password, Login button) and a 'Create New Account' button (highlighted with a yellow box). A dashed line connects the 'Create New Account' button to the 'User Registration' form in the next step.

Step 2: Click on 'Create New Account'

Step 3: Fill up the 'User Registration' form



The 'User Registration' form is displayed with a yellow border. It includes a 'Back' button in the top right corner. A note states '* Indicates mandatory field'. The form contains the following fields: 'First Name *', 'Last Name *', 'E-mail *', 'Password *', 'Confirm Password *', and 'Department *'. Below these is a dropdown menu for 'Describe your Profile *' currently set to 'Student'. A section titled 'Select any one Identity' contains two radio button options: 'Your Library ID' (selected) and 'Your Institutional ID'. Each option has a corresponding text input field with placeholder text. At the bottom right, there are 'Register' and 'Clear' buttons.

BENEFITS

- Create your personal research library in J-Gate.
- Set alerts on your favourite journals to never miss new articles.
- Save articles to customised folders for quick access.
- Collaborate with fellow researchers for knowledge sharing.