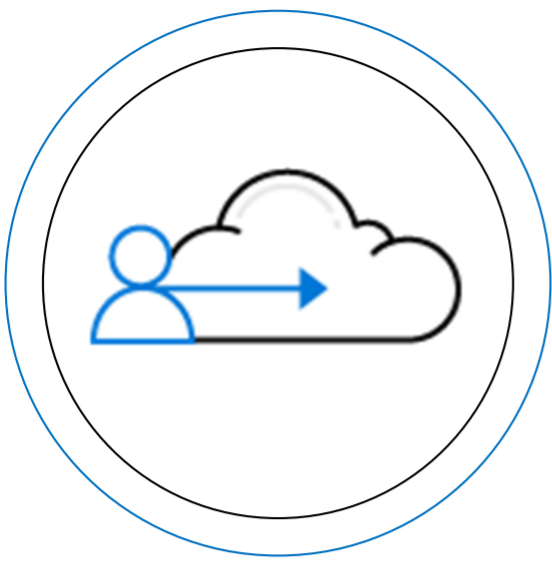


# Top 10 security deployment actions with Microsoft 365

Take these actions to strengthen security across your users, devices, apps, and data.



1

## Identify users

Deploy [Azure Active Directory](#) and [connect](#) to your on-premises directories. Create a single, common identity for each user to provide managed, secure access to all corporate resources.

2

## Manage authentication and safeguard access

Enable [Single Sign-On \(SSO\)](#) in Azure Active Directory to manage authentication across devices, cloud apps, and on-premises apps. Then set up [Multi-Factor Authentication](#) to authenticate user sign-ons through a mobile app, phone call, or SMS.

3

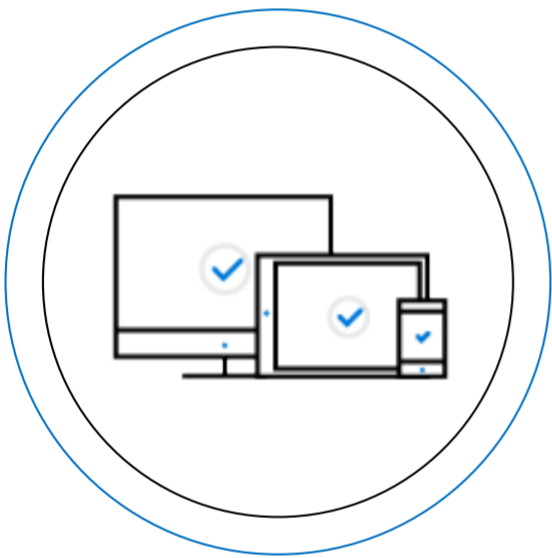
## Protect your identities

Define security policies to protect individual user identities against account compromise in real time with [Azure Active Directory Identity Protection](#). Manage, control, and monitor privileged access permissions to protect your organization with [Azure AD Privileged Identity Management](#).

4

## Set conditional access policies

Restrict or block user access based on risk, location, device information, apps, and other user behaviors with [Conditional Access](#).



5

## Set up Mobile Device Management

Deploy [Intune](#) to manage and secure company and employee-owned devices (BYOD).

6

## Manage mobile apps

Deploy [Intune App protection policies](#) on all devices in Intune to control how data is used in mobile apps.

7

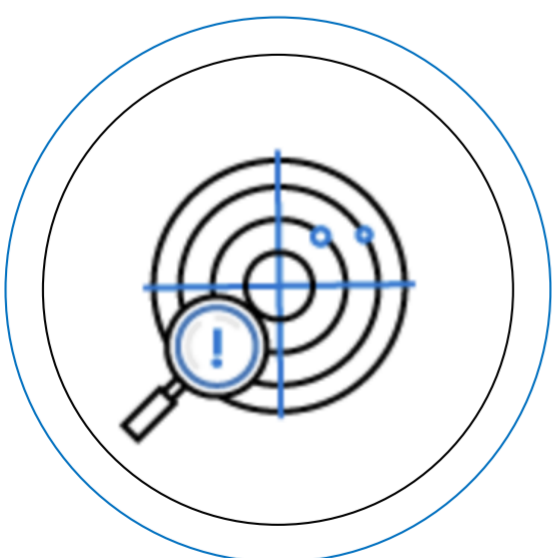
## Set your cloud app security policies

Discover apps in use, assess risk, identify vulnerabilities, and take action with [Microsoft Cloud App Security](#).

8

## Protect your documents and email

Configure [Azure Information Protection](#) policies to classify, label, and encrypt documents and email. Then configure [Office Advanced Threat Protection](#) to protect your email against all known malicious links and malware.



9

## Protect your OS

[Windows Defender Advanced Threat Protection](#) is built into Windows 10 and provides near-instant detection and blocking of new and emerging threats.

10

## Detect and investigate security incidents

Use [Azure Advanced Threat Protection](#) to detect suspicious activity in real time.

## Assess & Plan

Assess your current environment using [Microsoft Secure Score](#), and then [plan for success](#) by contacting your [FastTrack](#) representative.



## Prepare & Educate

Assemble your core Computer Security Incident Response Team and educate your employees on their role in protecting company assets against security threats.



## Monitor & Manage

Log into the [Office 365 Admin Center](#) to access the [Office 365 Security + Compliance Center](#) in order to monitor and manage security privacy, compliance controls, and devices.