


Windows 10 and Office 365 ProPlus large-scale deployment checklist

Simplify IT management to get the most productive and secure computing experience for your organization, with the lowest total cost of ownership. Follow these steps to plan and deploy Windows 10 and Office 365 ProPlus.




Step 1 Start

Get an [overview](#) of the deployment process, along with what's new, what's different, and how to build your plan.

Try the hands on [ROI calculator](#) to discover the advantages of shifting to Windows 10 and Office 365 ProPlus, and assess its value to your business.

Review [top considerations](#) for deploying, starting with key things that may have changed since your last major desktop deployment.

Build a [virtual deployment infrastructure](#) to test and validate your deployment as you prepare to get ready.



Step 2 Plan

Enable [Windows Analytics](#) to assess [device and app readiness](#). Contact the [Desktop App Assure](#) team at Microsoft for help with app compatibility.

Prepare your [network infrastructure](#) and directory services with [Azure Active Directory](#).

[Prepare your apps](#) for deployment and Office Click-to-Run packaging.

[Sync user files to the cloud](#), then customize user and device settings.

Plan for [new security capabilities](#) as part of your deployment.

Plan your [deployment strategies](#) for new hardware, device replacement, upgrade, and reimaging, as well as a rollout plan for phased deployment.

Step 3 Deploy

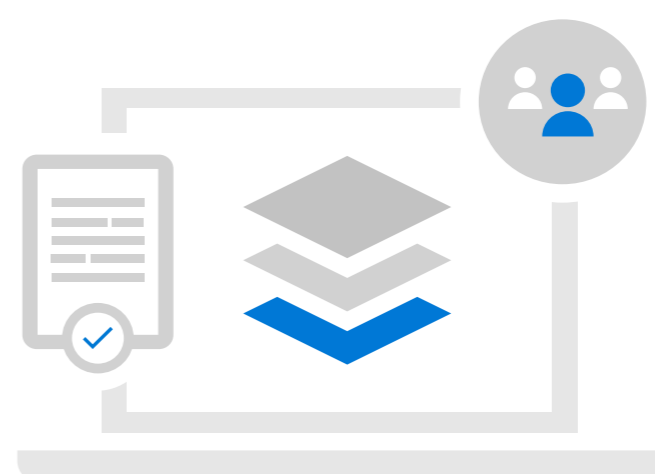
[Communicate with users](#) to prepare them for new capabilities to get the full value of Windows 10 and Office 365 ProPlus.

Work with your hardware providers to enable [Windows Autopilot](#) to customize new devices, without the need to reimage.

Use [System Center Configuration Manager](#) or the [Microsoft Deployment Toolkit](#) to deploy operating systems to hardware you already manage.

Use [Windows Analytics](#) to monitor your deployment until complete and make data-driven decisions later for feature updates.

Prepare for [Windows 10 and Office 365 ProPlus](#) servicing after deployment.



 [Share this checklist with your colleagues](#)